

**Voter Behavior Survey
Voter Participation Center
A survey of 1,133 registered voters among unmarried women under age 55 and women of color
AZ, FL, GA, NC, MI, MN, NV, PA, WI, CO, IA, ME, NH, and NM
August 2020**

	TOTAL	WOC UNM <50	WOC	UNM <50
Weighted N=	1133	309	380	445
Unweighted N=	1133	325	408	400

Q1. Please indicate your gender. [TERMINATE IF NOT PUNCH 2]

Man	0	0	0	0
Woman	100	100	100	100
Non-binary	0	0	0	0
Prefer not to answer	0	0	0	0
Woman of color	61	100	100	0
Unmarried & under 55	66	100	0	100
Both women of color & unmarried & under 55	27	100	0	0
Only a woman of color	34	0	100	0
Only unmarried & under 55	39	0	0	100

Q2. What is your age?

Age

18-29 years	34	46	15	42
30-39 years	19	31	14	15
40-49 years	19	17	15	24
50-64 years	20	7	32	19
65 and older	8	0	24	0
18-24 years	18	28	5	22
25-29 years	16	18	9	20
30-34 years	10	16	6	8
35-39 years	9	15	7	7
40-44 years	9	10	8	10
45-49 years	10	7	7	14
50-54 years	11	7	6	19
55-59 years	6	0	16	0
60-64 years	4	0	10	0
65-69 years	5	0	14	0
70-74 years	3	0	8	0
75 and older	1	0	2	0
(Don't know /Refused)	0	0	0	0

	TOTAL	WOC UNM <50	WOC	UNM <50
Weighted N=	1133	309	380	445
Unweighted N=	1133	325	408	400

**Q3. In which state do you live? [PULLDOWN LIST]
[TERMINATE IF NOT AZ, FL, GA, NC, MI, MN, NV, PA, WI, CO, IA, ME, NH, and NM]**

Region

Northeast.....	15	9	13	21
Midwest.....	21	13	18	29
South.....	47	63	50	33
West.....	17	15	19	17

Q4. Are you married, unmarried with a partner, single, separated, divorced, or widowed?

Married.....	23	0	68	0
Unmarried with Partner.....	18	23	2	27
Single.....	40	65	11	48
Separated.....	4	4	3	6
Divorced.....	10	5	10	14
Widowed.....	4	1	6	5
Prefer not to answer.....	1	1	0	0

Q5. Just to make sure we have a representative sample, please choose one or more of these racial or ethnic groups that you identify with. [RANDOMIZE CHOICES] [TERMINATE IF (Q2 >54, Q5= ONLY 1,7) or (Q4 = 1, AND Q5= ONLY 1,7)]

Select all that apply

White or Caucasian.....	39	0	0	100
Black or African American.....	34	59	53	0
Latino/Latina or Hispanic.....	21	33	36	0
Asian American or Pacific Islander.....	4	8	6	0
Native American.....	4	7	7	0
Middle Eastern.....	1	1	1	0
None of these/Other.....	2	4	2	0

Q6. Are you registered to vote at your current address? [TERMINATE IF ANSWER=2,3]

Yes.....	100	100	100	100
No.....	[TERMINATE]			
Not sure.....	[TERMINATE]			

	TOTAL	WOC UNM <50	WOC	UNM <50
Weighted N=	1133	309	380	445
Unweighted N=	1133	325	408	400

Q7. What is the last year of schooling that you have completed?

High School Graduate or less	25	23	20	30
Post-HS	45	45	48	42
College graduate or post-grad	30	31	32	27
1st -11th Grade	3	2	2	4
High School Graduate	22	21	18	26
Vocational or technical school.....	4	4	5	3
Some college but no degree	25	26	22	26
Associate degree	16	15	20	13
4-year college graduate or bachelor’s degree	20	23	19	20
Graduate School or advanced degree	9	8	13	8
(Refused).....	0	1	0	0

Q8. How likely are you to vote in the November election for President, U.S. Senate and Congress, State Senate and State House, and other offices? Are you almost certain to vote, will you probably vote, are the chances about 50-50, or are you probably not going to vote?

Almost Certain.....	75	66	82	76
Probably	11	12	8	13
50 - 50	10	15	7	8
Probably not	2	3	1	2
Not sure.....	2	3	0	1

Q9. Some people feel very motivated to vote in the November general election for President, U.S. Congress, and other offices, while others don't feel motivated at all. How about you – using a scale from ZERO to TEN, please tell me how motivated you are to vote in the November election. TEN means you are VERY motivated to vote, and ZERO means you are NOT AT ALL motivated to vote. You can use any number in between.

Mean	8.6	8.0	9.0	8.6
10 – Very motivated	58	46	69	56
8 - 9	16	15	14	18
6 - 7	8	11	5	7
5	5	9	3	4
1 - 4	4	4	3	4
0 – Not at all motivated	3	4	2	2
Not sure.....	7	9	4	7
6 - 10 – Motivated	82	73	88	82
5 /NS	12	18	7	11
0 - 4 – Not motivated.....	7	9	5	7

	TOTAL	WOC UNM <50	WOC	UNM <50
Weighted N=	1133	309	380	445
Unweighted N=	1133	325	408	400

Q10. Which of the following comes closer to your opinion, even if neither is exactly right? **[RANDOMIZE]**

Voting is the most important thing we can do as citizens to make our voices heard and the most effective way to create change in our communities	56	47	67	52
Voting is just one tool we can use to make change in our communities, but must be accompanied by protesting, petitioning, contacting elected leaders, and getting involved locally.....	38	43	31	41
Not sure.....	6	10	2	7

Q11. Regardless of how motivated you feel to vote in November, what is the most important reason to you personally to vote in the upcoming election? **[RANDOMIZE]**

To change politics and the direction of the country	22	18	28	20
To elect people who will do a good job	18	16	17	19
To vote bad people out of office.....	15	14	14	15
To stand up for the issues I care about.....	13	17	9	13
To make my voice heard.....	11	9	12	11
To do my civic duty	8	7	8	8
To change politics and the direction of my state.....	4	4	4	5
To make a difference for my family.....	3	4	4	2
To feel like part of a community	2	2	2	1
Not sure.....	4	8	1	5

	TOTAL	WOC UNM <50	WOC	UNM <50
Weighted N=	1133	309	380	445
Unweighted N=	1133	325	408	400

Q12. Here is a list some people, groups, and things. For each, please indicate whether you have a very favorable, somewhat favorable, somewhat unfavorable, or very unfavorable impression of that person, group, or idea

[RANDOMIZE LIST]

Sorted by “Very favorable”

12q.Barack Obama	55	64	61	43
12r.Michelle Obama	54	64	60	43
12t.The U.S. Postal Service	51	54	53	48
12l.The Black Lives Matter Movement	46	61	46	36
12o.Early voting in person.....	43	46	52	34
A12m.Vote-by-mail.....	40	43	44	36
B12n.Vote-by-absentee	38	29	44	39
12i.The #MeToo Movement	36	41	36	33
12g.Democrats in Congress.....	36	45	35	30
12b.Joe Biden	32	31	44	24
12c.Kamala Harris.....	30	32	40	21
12p.Bernie Sanders	30	37	26	28
12e.Nancy Pelosi	23	20	34	15
12d.Alexandria Ocasio-Cortez	19	25	17	18
12a.Donald Trump	16	10	14	23
A12j.Defund the police	15	24	10	12
B12k.Abolish the police.....	11	18	9	9
12h.Republicans in Congress	11	7	12	12
12s.The Green Party	8	11	6	8
12f.Mitch McConnell.....	4	4	5	4

	TOTAL	WOC UNM <50	WOC	UNM <50
Weighted N=	1133	309	380	445
Unweighted N=	1133	325	408	400

a. Donald Trump

Very Favorable	16	10	14	23
Somewhat Favorable	11	6	13	14
Somewhat Unfavorable	8	8	8	9
Very Unfavorable	55	65	56	48
No Opinion	7	9	8	5
Never Heard	2	2	2	1
Favorable	28	17	27	36
Unfavorable	64	73	64	58

b. Joe Biden

Very Favorable	32	31	44	24
Somewhat Favorable	24	32	23	21
Somewhat Unfavorable	12	12	7	16
Very Unfavorable	22	14	19	32
No Opinion	8	11	7	7
Never Heard	1	1	1	1
Favorable	57	62	67	45
Unfavorable	34	25	26	48

c. Kamala Harris

Very Favorable	30	32	40	21
Somewhat Favorable	21	22	21	19
Somewhat Unfavorable	8	8	6	10
Very Unfavorable	17	12	17	21
No Opinion	18	20	13	21
Never Heard	6	6	3	8
Favorable	51	54	61	40
Unfavorable	26	20	23	31

d. Alexandria Ocasio-Cortez

Very Favorable	19	25	17	18
Somewhat Favorable	17	13	24	14
Somewhat Unfavorable	7	7	8	6
Very Unfavorable	15	11	15	17
No Opinion	25	26	22	26
Never Heard	17	19	14	19
Favorable	36	38	40	32
Unfavorable	21	18	23	22

	TOTAL	WOC UNM <50	WOC	UNM <50
Weighted N=	1133	309	380	445
Unweighted N=	1133	325	408	400

e. Nancy Pelosi

Very Favorable	23	20	34	15
Somewhat Favorable	19	18	21	17
Somewhat Unfavorable	11	12	7	14
Very Unfavorable	26	17	24	34
No Opinion	16	23	12	16
Never Heard	5	9	2	4
Favorable	42	39	55	32
Unfavorable	37	29	31	48

f. Mitch McConnell

Very Favorable	4	4	5	4
Somewhat Favorable	12	9	13	13
Somewhat Unfavorable	12	11	13	12
Very Unfavorable	29	25	35	27
No Opinion	30	33	27	31
Never Heard	12	17	7	13
Favorable	16	13	18	17
Unfavorable	41	36	48	40

g. **SSA:** Democrats in Congress

Very Favorable	36	45	35	30
Somewhat Favorable	25	23	33	20
Somewhat Unfavorable	10	9	7	14
Very Unfavorable	17	10	18	23
No Opinion	11	12	7	13
Never Heard	1	2	1	1
Favorable	61	68	67	49
Unfavorable	28	19	25	37

h. **SSB:** Republicans in Congress

Very Favorable	11	7	12	12
Somewhat Favorable	16	9	17	20
Somewhat Unfavorable	21	22	21	21
Very Unfavorable	37	43	37	34
No Opinion	13	18	12	12
Never Heard	1	1	1	1
Favorable	27	16	29	32
Unfavorable	59	65	58	55

	TOTAL	WOC UNM <50	WOC	UNM <50
Weighted N=	1133	309	380	445
Unweighted N=	1133	325	408	400

i. The #MeToo Movement

Very Favorable	36	41	36	33
Somewhat Favorable	22	22	23	21
Somewhat Unfavorable	10	6	8	13
Very Unfavorable	9	6	11	10
No Opinion	15	16	14	14
Never Heard	8	8	7	9
Favorable	58	63	59	54
Unfavorable	19	13	19	23

j. **SSA:** Defund the police

Very Favorable	15	24	10	12
Somewhat Favorable	22	24	25	18
Somewhat Unfavorable	12	13	15	8
Very Unfavorable	34	20	34	45
No Opinion	16	18	15	15
Never Heard	1	1	1	2
Favorable	37	47	35	30
Unfavorable	46	33	49	53

k. **SSB:** Abolish the police

Very Favorable	11	18	9	9
Somewhat Favorable	13	13	11	15
Somewhat Unfavorable	17	18	16	18
Very Unfavorable	42	26	46	49
No Opinion	13	18	15	7
Never Heard	4	7	3	2
Favorable	24	30	20	23
Unfavorable	59	44	62	67

l. The Black Lives Matter Movement

Very Favorable	46	61	46	36
Somewhat Favorable	18	14	19	19
Somewhat Unfavorable	9	4	9	12
Very Unfavorable	16	10	15	23
No Opinion	10	10	10	9
Never Heard	1	1	1	0
Favorable	64	74	66	55
Unfavorable	26	14	24	35

	TOTAL	WOC UNM <50	WOC	UNM <50
Weighted N=	1133	309	380	445
Unweighted N=	1133	325	408	400

m. **SSA:** Vote-by-mail

Very Favorable	40	43	44	36
Somewhat Favorable	22	19	28	20
Somewhat Unfavorable	12	9	8	16
Very Unfavorable	15	19	11	15
No Opinion	10	10	10	11
Never Heard	1	0	0	2
Favorable	63	62	71	56
Unfavorable	26	28	19	32

n. **SSB:** Vote-by-absentee

Very Favorable	38	29	44	39
Somewhat Favorable	24	28	27	19
Somewhat Unfavorable	9	9	7	10
Very Unfavorable	10	8	9	12
No Opinion	16	22	11	16
Never Heard	3	4	1	3
Favorable	63	57	71	59
Unfavorable	19	17	16	22

o. Early voting in person

Very Favorable	43	46	52	34
Somewhat Favorable	30	28	28	33
Somewhat Unfavorable	8	7	7	9
Very Unfavorable	5	5	5	5
No Opinion	13	13	8	18
Never Heard	1	1	1	2
Favorable	73	74	79	67
Unfavorable	13	12	12	14

p. Bernie Sanders

Very Favorable	30	37	26	28
Somewhat Favorable	25	25	29	21
Somewhat Unfavorable	10	5	13	11
Very Unfavorable	19	14	19	23
No Opinion	15	17	13	16
Never Heard	1	3	1	1
Favorable	54	62	55	49
Unfavorable	29	18	32	35

	TOTAL	WOC UNM <50	WOC	UNM <50
Weighted N=	1133	309	380	445
Unweighted N=	1133	325	408	400

q. Barack Obama

Very Favorable	55	64	61	43
Somewhat Favorable	15	16	12	16
Somewhat Unfavorable	8	4	7	11
Very Unfavorable	16	9	14	22
No Opinion	7	7	5	8
Never Heard	0	1	1	0
Favorable	69	79	73	59
Unfavorable	24	13	21	33

r. Michelle Obama

Very Favorable	54	64	60	43
Somewhat Favorable	16	15	12	20
Somewhat Unfavorable	6	3	7	8
Very Unfavorable	16	9	15	22
No Opinion	7	7	6	7
Never Heard	1	1	1	1
Favorable	70	80	72	63
Unfavorable	22	12	21	30

s. The Green Party

Very Favorable	8	11	6	8
Somewhat Favorable	16	15	16	17
Somewhat Unfavorable	11	7	10	14
Very Unfavorable	9	9	12	6
No Opinion	43	43	41	44
Never Heard	13	14	14	11
Favorable	24	26	22	25
Unfavorable	20	17	22	20

t. The U.S. Postal Service

Very Favorable	51	54	53	48
Somewhat Favorable	25	20	27	27
Somewhat Unfavorable	9	6	9	10
Very Unfavorable	4	5	4	4
No Opinion	10	14	7	10
Never Heard	1	1	0	1
Favorable	76	74	80	75
Unfavorable	13	11	13	14

	TOTAL	WOC UNM <50	WOC	UNM <50
Weighted N=	1133	309	380	445
Unweighted N=	1133	325	408	400

Q13. Here is a list of some emotions people have said they are feeling about voting in the November election. Please indicate the top two emotions that you personally are feeling about voting in the upcoming election. Select multiple

Hopeful	46	38	54	44
Committed	33	25	39	34
Excited.....	20	17	25	19
Frustrated	20	20	15	24
Unsure.....	14	22	8	13
Powerful	13	14	16	9
Discouraged	9	11	4	11
Angry	7	6	6	8
Indifferent	7	9	5	6
Confused	4	5	3	5
Not powerful	4	5	4	4
Not sure.....	5	7	3	6

Q14. If the general election for U.S. Congress were held today, would you vote for **[RANDOMIZE]** _the DEMOCRAT or _the REPUBLICAN?

Q15. [IF Q14 = 1-2] Would you say you support that candidate strongly or not so strongly?

Q16. [IF Q14 = 3] If you had to choose, toward whom would you lean?

Democrat strongly	46	53	54	35
Democrat not so strongly	13	15	10	13
Lean Democrat.....	2	3	1	2
Republican strongly.....	19	8	19	28
Republican not so strongly.....	6	5	5	9
Lean Republican	2	2	2	2
Undecided - No firm preference at this time	7	9	5	8
Other: SPECIFY: _____	2	2	1	2
Prefer not to answer.....	2	3	1	2
Democrat.....	61	71	66	50
Republican	28	15	26	39

	TOTAL	WOC UNM <50	WOC	UNM <50
Weighted N=	1133	309	380	445
Unweighted N=	1133	325	408	400

Q17. SSA: If the general election for U.S. President were held today and the candidates were: [RANDOMIZE] Democrat Joe Biden OR Republican Donald Trump for whom would you vote?

Q18. SSA: [IF Q17 = 1-2] Would you say you support that candidate strongly or not so strongly?

Q19. SSA: [IF Q17 = 3] If you had to choose, toward whom would you lean?

Biden strongly	48	55	57	34
Biden not so strongly.....	13	15	9	14
Lean Biden	2	3	1	2
Trump strongly	23	10	19	34
Trump not so strongly	5	4	6	6
Lean Trump	1	0	2	2
Undecided - No firm preference at this time	6	6	6	5
Other: SPECIFY: _____	1	3	0	1
Prefer not to answer.....	2	3	1	2
Biden	62	73	67	50
Trump	29	15	26	42

Q20. SSA: [IF Q17 = 1 or 19 = 1] And would you say you are voting FOR Joe Biden or AGAINST Donald Trump?

Weighted N=	352	116	125	112
Unweighted N=	359	127	127	105
For Biden.....	56	59	69	39
Against Trump.....	42	38	30	58
Not sure.....	2	3	1	3

Q21. SSA: [IF Q17 = 2 or 19 = 2] And would you say you are voting FOR Donald Trump or AGAINST Joe Biden?

Weighted N=	166	23	48	94
Unweighted N=	154	22	55	77
For Trump.....	76	67	80	76
Against Biden	21	30	17	21
Not sure.....	3	2	3	3

	TOTAL	WOC UNM <50	WOC	UNM <50
Weighted N=	1133	309	380	445
Unweighted N=	1133	325	408	400

Q22. SSB: If the general election for U.S. President and Vice President were held today and the candidates were: [RANDOMIZE] Democrats Joe Biden and Kamala Harris OR Republicans Donald Trump and Mike Pence for whom would you vote?

Q23. SSB: [IF Q22 = 1-2] Would you say you support that ticket strongly or not so strongly?

Q24. SSB: [IF Q22 = 3] If you had to choose, toward whom would you lean?

Biden/Harris strongly	51	53	63	38
Biden/Harris not so strongly	11	16	4	13
Lean Biden/Harris	1	2	1	1
Trump/Pence strongly	22	9	21	32
Trump/Pence not so strongly	5	5	2	8
Lean Trump/Pence.....	1	0	2	1
Undecided - No firm preference at this time	6	7	5	5
Other: SPECIFY: _____	1	1	0	1
Prefer not to answer.....	3	6	2	3
Biden/Harris	63	72	68	51
Trump/Pence.....	28	13	24	40

Q25. SSB: [IF Q22 = 1 or 24 = 1] And would you say you are voting FOR Joe Biden and Kamala Harris or AGAINST Donald Trump and Mike Pence?

Weighted N=	354	108	133	113
Unweighted N=	350	107	141	102

For Biden/Harris	62	58	77	49
Against Trump/Pence.....	36	39	22	49
Not sure.....	2	3	0	2

Q26. SSB: [IF Q22 = 2 or 24 = 2] And would you say you are voting FOR Donald Trump and Mike Pence or AGAINST Joe Biden and Kamala Harris?

Weighted N=	156	20	47	89
Unweighted N=	151	18	50	83

For Trump/Pence	75	67	77	76
Against Biden/Harris	21	26	18	22
Not sure.....	4	7	5	2

	TOTAL	WOC UNM <50	WOC	UNM <50
Weighted N=	1133	309	380	445
Unweighted N=	1133	325	408	400

17-19/22-24.PRESIDENTIAL BALLOT COMBINED

Biden/Harris strongly	49	54	60	36
Biden/Harris not so strongly	12	15	7	13
Lean Biden/Harris	2	3	1	1
Trump/Pence strongly	22	10	20	33
Trump/Pence not so strongly	5	4	4	7
Lean Trump/Pence.....	1	0	2	1
Undecided - No firm preference at this time	6	7	5	5
Other: SPECIFY: _____	1	2	0	1
Prefer not to answer.....	3	5	2	2
Biden/Harris	62	72	68	51
Trump/Pence.....	28	14	25	41

Q20/25. COMBINED And would you say you are voting FOR Joe Biden and Kamala Harris or AGAINST Donald Trump and Mike Pence?

For Biden/Harris	59	58	73	44
Against Trump/Pence.....	39	39	26	53
Not sure.....	2	3	1	2

Q21/26. COMBINED And would you say you are voting FOR Donald Trump and Mike Pence or AGAINST Joe Biden and Kamala Harris?

For Trump/Pence	76	67	79	76
Against Biden/Harris	21	28	18	22
Not sure.....	3	4	4	2

Q27. In the November 2020 election, do you plan to vote in person on election day, vote by mail, or vote in person early?

Vote in person on election day.....	35	32	30	41
Vote by mail	39	38	44	35
Vote in person early	15	16	17	12
I do not plan to vote.....	2	3	1	3
Not sure.....	10	11	9	9

	TOTAL	WOC UNM <50	WOC	UNM <50
Weighted N=	1133	309	380	445
Unweighted N=	1133	325	408	400

Q28. Why did you choose that way? [OPEN END]

	Weighted N=	1133	309	380	445
	Unweighted N=	1133	325	408	400
Coronavirus/Safety.....	25	23	30	22	
To know my ballot is counted.....	17	13	15	20	
The ease/convenience.....	11	15	8	11	
I've always voted this way.....	8	7	8	10	
To avoid crowds and lines.....	5	2	9	5	
Not physically able to go in person.....	5	5	5	5	
Miscellaneous.....	36	40	32	35	

Q29. [IF Q27 <> 2] Why do you not plan to vote by mail? [OPEN END]

	Weighted N=	694	191	214	289
	Unweighted N=	686	195	237	254
Too much room for error.....	13	16	11	12	
Worried about fraud.....	11	9	10	14	
General distrust.....	9	8	8	9	
Worried ballot won't be counted.....	8	6	11	7	
Like going in person.....	8	7	8	7	
Don't trust the USPS.....	7	6	8	7	
Worried about delays in the mail.....	6	7	6	5	
Difficult to vote by mail.....	3	4	2	3	
Want to make sure my vote is counted.....	3	4	3	3	
Not necessary.....	3	2	2	4	
Have never voted by mail before.....	2	3	2	2	
Miscellaneous.....	34	35	38	31	

	TOTAL	WOC UNM <50	WOC	UNM <50
Weighted N=	1133	309	380	445
Unweighted N=	1133	325	408	400

Q30. [IF Q27 <> 1] Why do you not plan to vote in person on election day? [OPEN END]

	Weighted N=	741	211	267	263
	Unweighted N=	743	226	277	240
Concerned about coronavirus	44	43	44	44	
Want to avoid lines and crowds	21	22	22	19	
VBM/Early vote is easier	13	12	18	10	
Can't get off work/out of town	5	6	3	7	
Not voting at all or unsure who to vote for	5	8	4	4	
Have a disability	4	1	5	4	
Don't have transportation	1	1	2	1	
Do not live where I am registered	0	0	0	0	
Miscellaneous	17	17	13	20	

Q31. [IF Q27 <> 3] Why do you not plan to vote in person early? [OPEN END]

	Weighted N=	966	259	314	393
	Unweighted N=	960	273	336	351
Concerned about coronavirus	22	20	25	22	
Want to avoid lines/crowds/don't have time/lazy	8	12	8	6	
Like experience of going on Election Day	8	7	7	10	
Plan to vote by mail.....	5	2	7	5	
Concerned about voter fraud/vote not counting.....	4	4	5	4	
Voting early is not an option where I live	3	2	3	5	
Have never voted early before	3	2	1	5	
Don't have transportation	2	3	2	1	
Have a disability	2	1	2	2	
Can't get off work	1	2	0	2	
Do not live where I am registered/ won't be home	1	1	1	0	
Miscellaneous	43	47	42	42	

	TOTAL	WOC UNM <50	WOC	UNM <50
Weighted N=	1133	309	380	445
Unweighted N=	1133	325	408	400

Q32. For each of the following, please indicate whether you would strongly consider, somewhat consider, not really consider, or not at all consider voting this way in the November election?

[RANDOMIZE LIST]

Sorted by “Strongly consider”

	TOTAL	WOC UNM <50	WOC	UNM <50
B32c.Vote by mail	43	38	53	39
32a.Vote in person on election day.....	38	35	35	42
A32b.Vote absentee.....	35	24	43	35
32d.Vote in person early	30	33	35	24

a. Vote in person on election day

	TOTAL	WOC UNM <50	WOC	UNM <50
Strongly consider	38	35	35	42
Somewhat consider.....	19	21	17	20
Not really consider	20	18	22	19
Not at all	18	19	21	14
Not sure.....	5	7	4	5
Consider	57	56	53	62
Not consider	38	37	44	33

b. SSA: Vote absentee

	TOTAL	WOC UNM <50	WOC	UNM <50
Strongly consider	35	24	43	35
Somewhat consider.....	18	18	20	15
Not really consider	17	18	16	18
Not at all	19	23	13	20
Not sure.....	12	17	7	12
Consider	52	43	64	50
Not consider	36	41	29	38

c. SSB: Vote by mail

	TOTAL	WOC UNM <50	WOC	UNM <50
Strongly consider	43	38	53	39
Somewhat consider.....	18	25	12	18
Not really consider	14	14	15	13
Not at all	19	17	14	26
Not sure.....	6	6	6	5
Consider	61	63	65	56
Not consider	33	31	29	39

	TOTAL	WOC UNM <50	WOC	UNM <50
Weighted N=	1133	309	380	445
Unweighted N=	1133	325	408	400

d. Vote in person early

Strongly consider	30	33	35	24
Somewhat consider.....	29	30	27	29
Not really consider	20	17	17	24
Not at all	15	13	17	16
Not sure.....	6	6	5	6
Consider	59	64	61	53
Not consider	36	31	34	40

Q33. For each of the following, please indicate whether you have EVER voted this way?

[RANDOMIZE LIST]

Sorted by “Voted this way before”

33a.Vote in person on election day.....	76	67	83	77
33d.Vote in person early	42	48	52	30
A33b.Vote by mail	37	27	48	36
B33c.Vote absentee.....	35	33	40	33

a. In person on person on election day

Yes, I have voted this way before	76	67	83	77
No, I have never voted this way	18	24	14	17
Not sure.....	6	9	4	6

b. **SSA:** Vote by mail

Yes, I have voted this way before	37	27	48	36
No, I have never voted this way	56	65	48	56
Not sure.....	7	8	4	8

c. **SSB:** Vote absentee

Yes, I have voted this way before	35	33	40	33
No, I have never voted this way	55	51	54	59
Not sure.....	10	16	6	8

d. Vote in person early

Yes, I have voted this way before	42	48	52	30
No, I have never voted this way	51	45	41	63
Not sure.....	7	7	7	7

	TOTAL	WOC UNM <50	WOC	UNM <50
Weighted N=	1133	309	380	445
Unweighted N=	1133	325	408	400

Q34. Has your interest in voting by mail increased, decreased, or stayed the same as a result of the COVID-19 pandemic?

Increased.....	48	50	51	45
Decreased.....	12	16	10	11
Stayed the same.....	35	28	37	38
Not sure.....	5	7	2	5

Q35. Here is a list of reasons that some people have given for voting by mail in the November election. Regardless of how you plan to vote in November, please indicate whether each is a very convincing, somewhat convincing, not too convincing, or not at all convincing reason to you personally to vote by mail?

[RANDOMIZE LIST]

Sorted by “Very convincing”

35b.To avoid contracting COVID-19.....	61	64	67	53
35d.To avoid bringing COVID-19 home to my family.....	59	61	64	53
35c.To avoid spreading COVID-19 to other people.....	57	62	59	53
35e.To vote in a safe environment that keeps me, and my family protected.....	55	56	61	50
35a.To avoid long lines.....	46	46	53	41
35i.To be able to research the candidates and ballot initiatives while I fill out my ballot.....	33	34	36	31
35f.To avoid traveling to my polling place.....	33	35	36	29
35g.To better balance work, family, and voting.....	28	31	28	25
35h.To not have to take too much time off of work.....	28	32	28	24

	TOTAL	WOC UNM <50	WOC	UNM <50
Weighted N=	1133	309	380	445
Unweighted N=	1133	325	408	400

a. To avoid long lines

Very convincing.....	46	46	53	41
Somewhat convincing.....	23	25	19	25
Not too convincing.....	14	15	11	15
Not at all convincing.....	12	7	12	15
Not sure.....	6	8	5	5
Convincing.....	69	71	72	65
Not convincing.....	25	22	23	30

b. To avoid contracting COVID-19

Very convincing.....	61	64	67	53
Somewhat convincing.....	18	16	17	19
Not too convincing.....	8	8	5	10
Not at all convincing.....	9	5	8	13
Not sure.....	5	7	3	5
Convincing.....	78	80	84	72
Not convincing.....	17	13	13	22

c. To avoid spreading COVID-19 to other people

Very convincing.....	57	62	59	53
Somewhat convincing.....	18	17	20	16
Not too convincing.....	9	7	7	11
Not at all convincing.....	10	7	10	13
Not sure.....	6	8	4	6
Convincing.....	75	79	79	69
Not convincing.....	19	13	17	24

d. To avoid bringing COVID-19 home to my family

Very convincing.....	59	61	64	53
Somewhat convincing.....	19	18	18	20
Not too convincing.....	9	9	7	12
Not at all convincing.....	9	7	8	11
Not sure.....	4	6	3	5
Convincing.....	78	79	83	73
Not convincing.....	18	15	14	22

	TOTAL	WOC UNM <50	WOC	UNM <50
Weighted N=	1133	309	380	445
Unweighted N=	1133	325	408	400

e. To vote in a safe environment that keeps me, and my family protected

Very convincing.....	55	56	61	50
Somewhat convincing.....	22	20	23	22
Not too convincing.....	9	10	6	10
Not at all convincing.....	8	5	7	12
Not sure.....	6	8	3	6
Convincing.....	77	77	84	72
Not convincing.....	17	15	13	22

f. To avoid traveling to my polling place

Very convincing.....	33	35	36	29
Somewhat convincing.....	25	28	24	25
Not too convincing.....	18	16	18	21
Not at all convincing.....	16	10	17	20
Not sure.....	7	11	5	5
Convincing.....	58	62	60	54
Not convincing.....	35	27	35	41

g. To better balance work, family, and voting

Very convincing.....	28	31	28	25
Somewhat convincing.....	24	24	26	23
Not too convincing.....	19	19	16	22
Not at all convincing.....	20	15	23	22
Not sure.....	9	11	7	8
Convincing.....	52	55	54	48
Not convincing.....	39	34	39	43

h. To not have to take too much time off of work

Very convincing.....	28	32	28	24
Somewhat convincing.....	23	24	22	24
Not too convincing.....	19	19	16	22
Not at all convincing.....	21	12	28	22
Not sure.....	9	13	6	8
Convincing.....	51	56	50	48
Not convincing.....	40	31	44	44

	TOTAL	WOC UNM <50	WOC	UNM <50
Weighted N=	1133	309	380	445
Unweighted N=	1133	325	408	400

i. To be able to research the candidates and ballot initiatives while I fill out my ballot

Very convincing.....	33	34	36	31
Somewhat convincing.....	28	29	29	26
Not too convincing.....	16	17	11	19
Not at all convincing.....	15	10	19	17
Not sure.....	7	11	5	7
Convincing.....	61	63	65	57
Not convincing.....	31	26	29	36

Q36. SSA: How confident are you that your vote in the upcoming election will be counted?

Very confident.....	49	45	57	47
Somewhat confident.....	32	34	27	36
Not too confident.....	9	8	11	8
Not at all confident.....	4	6	3	3
Not sure.....	6	8	3	6
Confident.....	82	78	83	83
Not confident.....	13	14	14	11

Q37. SSB: How confident are you in the U.S. Postal Service’s ability delivering your filled-out ballot to be counted on time?

Very confident.....	28	21	39	23
Somewhat confident.....	35	35	31	37
Not too confident.....	18	21	15	20
Not at all confident.....	12	13	12	11
Not sure.....	7	10	2	9
Confident.....	63	56	71	61
Not confident.....	30	34	27	31

Q38. How important is it to you to have a fully functioning post office?

Very important.....	79	75	85	77
Somewhat important.....	13	14	11	16
Not too important.....	3	5	1	4
Not at all important.....	1	1	1	1
Not sure.....	3	6	1	3
Important.....	93	89	96	92
Not important.....	4	5	3	5

	TOTAL	WOC UNM <50	WOC	UNM <50
Weighted N=	1133	309	380	445
Unweighted N=	1133	325	408	400

Q39. Here is a list of concerns some voters have shared about the upcoming election. Please indicate whether each of the following scenarios is very concerning, somewhat concerning, not too concerning, or not at all concerning to you personally.

[RANDOMIZE LIST]

Sorted by “Very concerning”

B39f. That President Trump will try to delay the election.....	48	50	52	43
B39b. That mail-in ballots will get lost in the mail	44	46	43	43
A39a. That mail-in ballots will not be counted.....	42	52	36	41
A39o. That the pandemic will decrease voter turnout.....	42	47	42	39
B39p. That poll workers will face health risks at the polls....	41	41	40	43
B39j. That the ballots in my community will be thrown out or miscounted	39	39	42	38
B39v. That if I request a mail-in ballot, it will not arrive in time	39	42	42	34
B39r. That minorities will face intimidation and suppression at the polls.....	37	39	35	38
A39q. That my family and I might be endangered if I vote in-person.....	35	40	38	29
B39n. That lines will be too long because of the pandemic	35	33	43	29
A39m. That voting machines will be hacked.....	34	46	33	26
A39s. That there will be fewer polling places open.....	34	42	34	27
B39l. That we will not know the winner for months due to mail-in ballots coming in late	33	29	41	30
B39d. That Russia and China will try to interfere in the election	33	27	44	29
A39c. That foreign countries will try to interfere in the election	31	38	27	29
A39k. That lack of election security will jeopardize the results	31	37	29	28
A39u. That mail-in ballots will be sent to the wrong address	30	38	26	26
A39i. That too many ballots will be invalidated because of voters making mistakes on mail-in ballots.....	30	37	29	25
A39e. That outdated voting equipment will result in inaccurate or slow counting of ballots	29	41	27	23
B39t. That there will be less transportation available for voters to get to the polls	27	24	30	26
B39h. That illegal immigrants and other people who are not eligible will be able to send in mail-in ballots.....	26	21	25	30
A39g. That Joe Biden and the Democrats will flood the ballot boxes with fraudulent ballots.....	19	21	17	21

	TOTAL	WOC UNM <50	WOC	UNM <50
Weighted N=	1133	309	380	445
Unweighted N=	1133	325	408	400

a. **SSA:** That mail-in ballots will not be counted

Very concerning	42	52	36	41
Somewhat concerning.....	26	20	30	27
Not too concerning	13	9	15	15
Not at all concerning	10	8	14	9
Not sure.....	8	11	5	8
Concerning.....	69	73	66	68
Not concerning	23	16	28	24

b. **SSB:** That mail-in ballots will get lost in the mail

Very concerning	44	46	43	43
Somewhat concerning.....	28	25	32	27
Not too concerning	14	13	9	21
Not at all concerning	9	8	13	5
Not sure.....	5	8	3	4
Concerning.....	72	71	75	70
Not concerning	23	21	22	26

c. **SSA:** That foreign countries will try to interfere in the election

Very concerning	31	38	27	29
Somewhat concerning.....	27	18	31	30
Not too concerning	19	19	18	21
Not at all concerning	14	12	20	10
Not sure.....	9	13	5	10
Concerning.....	58	56	58	59
Not concerning	33	31	37	31

d. **SSB:** That Russia and China will try to interfere in the election

Very concerning	33	27	44	29
Somewhat concerning.....	27	25	25	29
Not too concerning	17	19	12	19
Not at all concerning	15	15	13	16
Not sure.....	9	14	6	8
Concerning.....	60	52	69	58
Not concerning	31	34	25	35

	TOTAL	WOC UNM <50	WOC	UNM <50
Weighted N=	1133	309	380	445
Unweighted N=	1133	325	408	400

e. **SSA:** That outdated voting equipment will result in inaccurate or slow counting of ballots

Very concerning	29	41	27	23
Somewhat concerning.....	32	22	40	32
Not too concerning	19	16	14	26
Not at all concerning	10	8	13	9
Not sure.....	10	13	6	11
Concerning.....	61	63	67	54
Not concerning	29	24	27	35

f. **SSB:** That President Trump will try to delay the election

Very concerning	48	50	52	43
Somewhat concerning.....	17	17	17	18
Not too concerning	11	13	8	11
Not at all concerning	19	12	18	24
Not sure.....	6	9	4	5
Concerning.....	65	66	69	61
Not concerning	29	25	27	35

g. **SSA:** That Joe Biden and the Democrats will flood the ballot boxes with fraudulent ballots

Very concerning	19	21	17	21
Somewhat concerning.....	12	14	14	7
Not too concerning	15	14	9	21
Not at all concerning	44	38	53	40
Not sure.....	10	13	7	12
Concerning.....	31	35	31	28
Not concerning	58	52	62	60

h. **SSB:** That illegal immigrants and other people who are not eligible will be able to send in mail-in ballots

Very concerning	26	21	25	30
Somewhat concerning.....	17	19	15	16
Not too concerning	19	20	19	18
Not at all concerning	31	25	34	32
Not sure.....	8	15	6	3
Concerning.....	43	40	40	46
Not concerning	50	45	53	50

	TOTAL	WOC UNM <50	WOC	UNM <50
Weighted N=	1133	309	380	445
Unweighted N=	1133	325	408	400

i. **SSA:** That too many ballots will be invalidated because of voters making mistakes on mail-in ballots

Very concerning	30	37	29	25
Somewhat concerning.....	28	25	23	35
Not too concerning	22	18	28	21
Not at all concerning	10	8	15	7
Not sure.....	10	11	5	12
Concerning.....	58	62	52	60
Not concerning	32	27	43	28

j. **SSB:** That the ballots in my community will be thrown out or miscounted

Very concerning	39	39	42	38
Somewhat concerning.....	28	28	31	26
Not too concerning	15	12	12	19
Not at all concerning	11	10	12	11
Not sure.....	6	11	3	6
Concerning.....	68	67	72	64
Not concerning	26	22	25	30

k. **SSA:** That lack of election security will jeopardize the results

Very concerning	31	37	29	28
Somewhat concerning.....	28	28	32	26
Not too concerning	20	15	19	24
Not at all concerning	12	9	14	12
Not sure.....	9	11	6	10
Concerning.....	59	65	61	54
Not concerning	32	24	33	36

l. **SSB:** That we will not know the winner for months due to mail-in ballots coming in late

Very concerning	33	29	41	30
Somewhat concerning.....	31	34	25	34
Not too concerning	18	17	18	18
Not at all concerning	12	11	12	14
Not sure.....	6	9	4	5
Concerning.....	64	63	67	63
Not concerning	30	29	29	32

	TOTAL	WOC UNM <50	WOC	UNM <50
Weighted N=	1133	309	380	445
Unweighted N=	1133	325	408	400

m. **SSA:** That voting machines will be hacked

Very concerning	34	46	33	26
Somewhat concerning.....	28	24	32	27
Not too concerning	21	12	20	29
Not at all concerning	9	8	10	8
Not sure.....	8	10	5	10
Concerning.....	62	70	65	53
Not concerning	30	20	30	37

n. **SSB:** That lines will be too long because of the pandemic

Very concerning	35	33	43	29
Somewhat concerning.....	28	29	27	27
Not too concerning	20	18	12	28
Not at all concerning	12	8	15	11
Not sure.....	6	12	4	5
Concerning.....	62	62	69	56
Not concerning	32	26	27	40

o. **SSA:** That the pandemic will decrease voter turnout

Very concerning	42	47	42	39
Somewhat concerning.....	30	30	32	29
Not too concerning	13	9	15	13
Not at all concerning	7	4	9	8
Not sure.....	8	10	3	11
Concerning.....	72	77	74	68
Not concerning	20	14	24	21

p. **SSB:** That poll workers will face health risks at the polls

Very concerning	41	41	40	43
Somewhat concerning.....	30	27	33	29
Not too concerning	14	15	12	16
Not at all concerning	10	7	13	9
Not sure.....	5	10	3	3
Concerning.....	71	68	73	72
Not concerning	24	22	25	25

	TOTAL	WOC UNM <50	WOC	UNM <50
Weighted N=	1133	309	380	445
Unweighted N=	1133	325	408	400

q. **SSA:** That my family and I might be endangered if I vote in-person

Very concerning	35	40	38	29
Somewhat concerning.....	24	19	25	26
Not too concerning	17	16	13	20
Not at all concerning	17	13	19	19
Not sure.....	7	11	5	7
Concerning.....	59	60	63	54
Not concerning	34	29	32	39

r. **SSB:** That minorities will face intimidation and suppression at the polls

Very concerning	37	39	35	38
Somewhat concerning.....	22	24	24	20
Not too concerning	16	13	17	17
Not at all concerning	19	16	19	20
Not sure.....	6	8	4	5
Concerning.....	60	63	59	58
Not concerning	35	29	37	37

s. **SSA:** That there will be fewer polling places open

Very concerning	34	42	34	27
Somewhat concerning.....	30	21	34	33
Not too concerning	18	19	14	21
Not at all concerning	9	7	10	9
Not sure.....	10	10	8	10
Concerning.....	64	63	69	60
Not concerning	27	26	23	30

t. **SSB:** That there will be less transportation available for voters to get to the polls

Very concerning	27	24	30	26
Somewhat concerning.....	29	33	30	26
Not too concerning	18	18	16	20
Not at all concerning	19	14	21	20
Not sure.....	7	11	3	8
Concerning.....	56	57	60	52
Not concerning	37	32	37	40

	TOTAL	WOC UNM <50	WOC	UNM <50
Weighted N=	1133	309	380	445
Unweighted N=	1133	325	408	400

u. **SSA:** That mail-in ballots will be sent to the wrong address

Very concerning	30	38	26	26
Somewhat concerning.....	27	25	27	28
Not too concerning	21	12	22	26
Not at all concerning	15	13	20	11
Not sure.....	8	11	3	9
Concerning.....	57	64	54	54
Not concerning	36	25	43	37

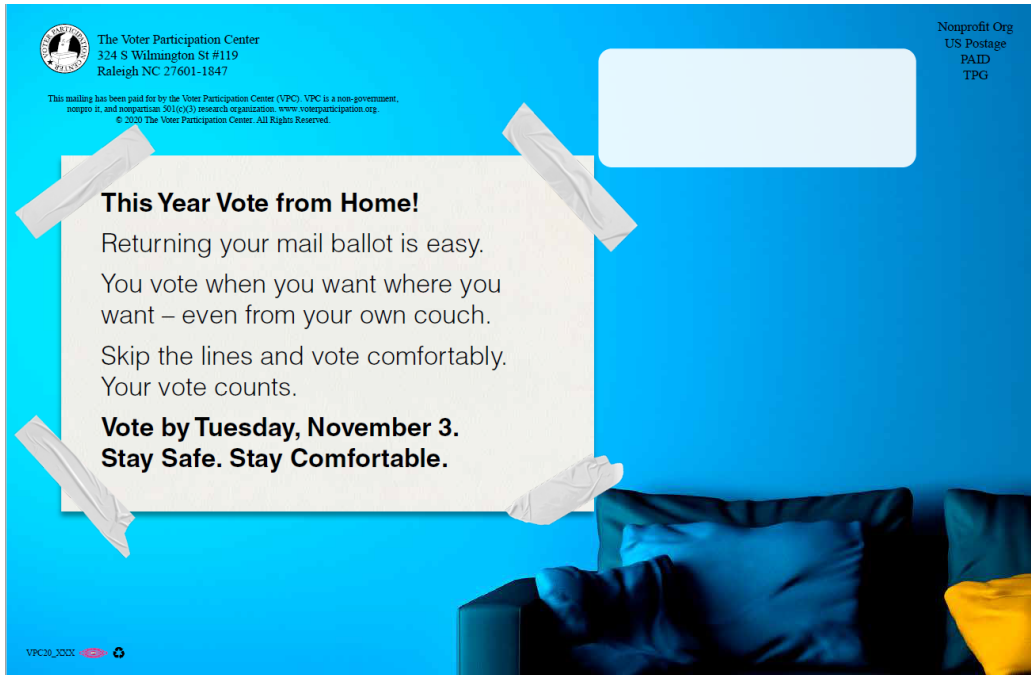
v. **SSB:** That if I request a mail-in ballot, it will not arrive in time

Very concerning	39	42	42	34
Somewhat concerning.....	31	27	29	36
Not too concerning	15	9	12	20
Not at all concerning	10	11	13	6
Not sure.....	6	10	3	4
Concerning.....	70	69	71	70
Not concerning	24	21	25	26

	TOTAL	WOC UNM <50	WOC	UNM <50
Weighted N=	1133	309	380	445
Unweighted N=	1133	325	408	400

[ROTATE 40-41, 42-43]

Now you are going to see an image of an envelope that you may receive in the mail. Take a close look at the envelope and indicate how likely you are to open it.




Q40. How likely are you to open this envelope? Use a scale between ZERO to TEN, where ZERO means you are **NOT AT ALL LIKELY** to open this envelope, and TEN means you are **VERY LIKELY** to open this envelope. You can be anywhere in between.

Mean	6.2	6.1	6.6	6.0
10 – Very likely	28	22	35	26
8 - 9	15	14	17	14
6 - 7	11	16	7	11
5	10	12	9	9
1 - 4	12	12	8	14
0 – Not at all likely	14	13	15	14
(Don't know)	11	11	10	11
6 - 10 – Likely	54	52	59	51
5 /DK	20	23	19	20
0 - 4 – Not likely	26	25	23	29

	TOTAL	WOC UNM <50	WOC	UNM <50
Weighted N=	1133	309	380	445
Unweighted N=	1133	325	408	400

Now you are going to see a picture that may come in the mail in the same envelope you just saw. I want you to take a close look at the picture.

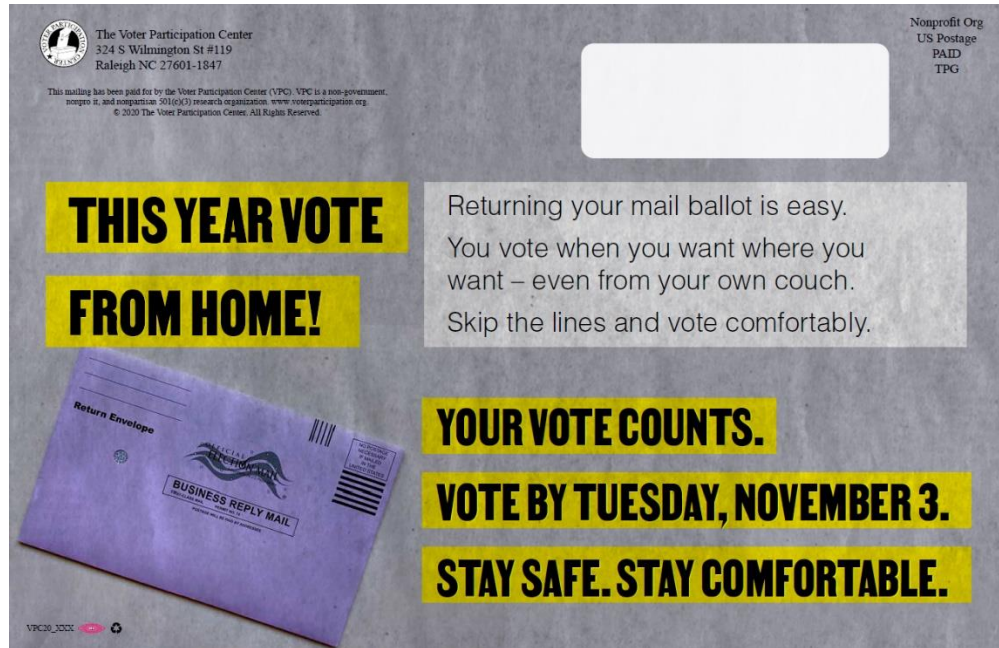


Q41. After looking at this picture, how likely are you to vote by mail? Use a scale between ZERO to TEN, where ZERO means you are NOT AT ALL LIKELY to vote by mail, and TEN means you are VERY LIKELY to vote by mail. You can be anywhere in between.

Mean	5.3	5.2	5.7	5.1
10 – Very likely	20	17	26	17
8 - 9	14	13	14	14
6 - 7	10	13	8	10
5	10	10	10	10
1 - 4	18	21	13	19
0 – Not at all likely	18	15	19	19
(Don't know)	10	11	10	11
6 - 10 – Likely	44	43	49	41
5 /DK	20	21	19	20
0 - 4 – Not likely	36	36	32	38

	TOTAL	WOC UNM <50	WOC	UNM <50
Weighted N=	1133	309	380	445
Unweighted N=	1133	325	408	400

Now you are going to see an image of an envelope that you may receive in the mail. Take a close look at the envelope and indicate how likely you are to open it.

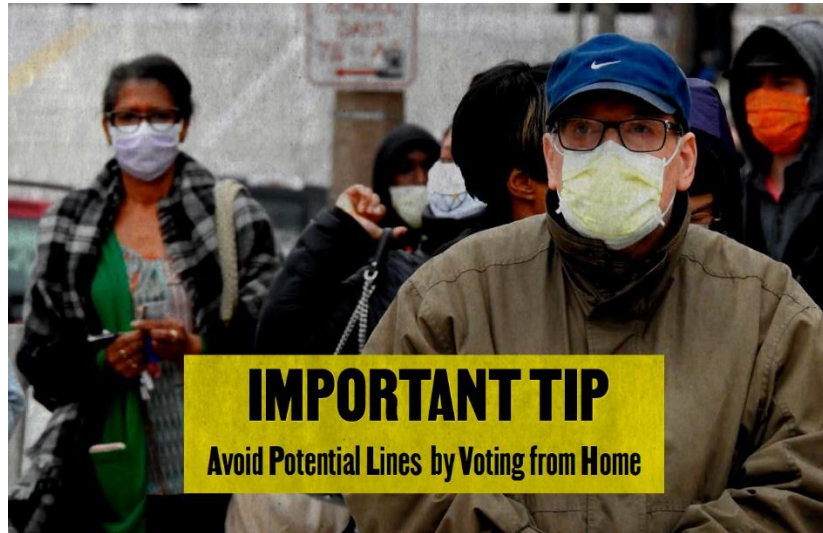


Q42. How likely are you to open this envelope? Use a scale between ZERO to TEN, where ZERO means you are **NOT AT ALL LIKELY** to open this envelope, and TEN means you are **VERY LIKELY** to open this envelope. You can be anywhere in between.

Mean	6.5	6.2	7.2	6.1
10 – Very likely	31	24	43	25
8 - 9	14	15	11	16
6 - 7	12	16	11	11
5	8	9	7	8
1 - 4	12	15	8	14
0 – Not at all likely	12	11	11	14
(Don't know)	11	11	9	13
6 - 10 – Likely	57	55	65	52
5 /DK	18	20	16	20
0 - 4 – Not likely	24	26	19	27

	TOTAL	WOC UNM <50	WOC	UNM <50
Weighted N=	1133	309	380	445
Unweighted N=	1133	325	408	400

Now you are going to see a picture that may come in the mail in the same envelope you just saw. I want you to take a close look at the picture.



Q43. After reading this letter, how likely are you to vote by mail? Use a scale between ZERO to TEN, where ZERO means you are NOT AT ALL LIKELY to vote by mail, and TEN means you are VERY LIKELY to vote by mail. You can be anywhere in between.

Mean	6.0	6.0	6.5	5.5
10 – Very likely	27	23	35	23
8 - 9	14	15	15	12
6 - 7	10	12	8	11
5	11	12	11	11
1 - 4	13	15	9	15
0 – Not at all likely	15	12	15	17
(Don't know)	10	10	8	12
6 - 10 – Likely	51	51	57	45
5 /DK	21	21	19	22
0 - 4 – Not likely	28	28	24	33

Q44. Some people have said that they are concerned about there being too few ballot-drop boxes available for the November election. Which of the following reasons do you think is the most likely cause for this situation, even if neither is exactly right?

It is deliberate to make it harder for people to vote, especially those in lower-income communities	55	54	61	50
Budget shortfalls make it difficult to create new ballot-drop boxes	22	18	22	25
Not sure	23	28	17	25

	TOTAL	WOC UNM <50	WOC	UNM <50
Weighted N=	1133	309	380	445
Unweighted N=	1133	325	408	400

Q45. SSA: Some people have said that they would be more likely to vote by mail if they had more information on the process. For each of the following, please indicate how useful having more information on that aspect of the voting by mail process is in your decision on whether to vote by mail.

[RANDOMIZE LIST]

Sorted by “Very useful”

A45g.How to check that my ballot has been received	65	68	73	56
A45h.How to check that my ballot has been counted	64	66	71	58
A45c.The deadline for mailing a ballot.....	62	57	70	58
A45e.Where to return my ballot	61	64	64	55
A45j.How far in advance I need to mail in my ballot	60	62	68	53
A45b.The deadline for requesting a ballot	60	56	66	57
A45a.How to request a ballot.....	58	59	65	52
A45i.How to check that I am currently registered to vote at my address	55	58	64	45
A45f.What kind of signatures, if any, my ballot needs	53	52	61	47
A45d.How much, if any, postage is needed.....	52	50	58	49

a. How to request a ballot

Very useful	58	59	65	52
Somewhat useful.....	24	21	24	25
Not too useful	5	8	3	4
Not at all useful	6	4	3	11
Not sure.....	7	8	5	8
Useful	82	80	89	77
Not useful	11	12	5	15

b. The deadline for requesting a ballot

Very useful	60	56	66	57
Somewhat useful.....	21	22	24	19
Not too useful	7	9	4	7
Not at all useful	7	6	2	11
Not sure.....	6	7	4	6
Useful	81	78	90	76
Not useful	13	15	6	18

	TOTAL	WOC UNM <50	WOC	UNM <50
Weighted N=	1133	309	380	445
Unweighted N=	1133	325	408	400

c. The deadline for mailing a ballot

Very useful	62	57	70	58
Somewhat useful.....	20	23	19	19
Not too useful	6	6	5	7
Not at all useful	6	6	2	9
Not sure.....	6	8	3	7
Useful	82	80	90	77
Not useful	12	12	7	16

d. How much, if any, postage is needed

Very useful	52	50	58	49
Somewhat useful.....	26	26	25	28
Not too useful	6	8	4	6
Not at all useful	8	8	6	10
Not sure.....	7	8	6	6
Useful	79	76	83	77
Not useful	15	16	11	17

e. Where to return my ballot

Very useful	61	64	64	55
Somewhat useful.....	21	17	24	22
Not too useful	6	7	4	6
Not at all useful	6	5	3	10
Not sure.....	6	7	5	7
Useful	82	81	88	77
Not useful	12	12	7	16

f. What kind of signatures, if any, my ballot needs

Very useful	53	52	61	47
Somewhat useful.....	26	24	28	26
Not too useful	8	10	4	11
Not at all useful	6	7	2	10
Not sure.....	6	7	5	7
Useful	79	76	89	73
Not useful	15	17	6	20

	TOTAL	WOC UNM <50	WOC	UNM <50
Weighted N=	1133	309	380	445
Unweighted N=	1133	325	408	400

g. How to check that my ballot has been received

Very useful	65	68	73	56
Somewhat useful.....	19	14	18	23
Not too useful	4	6	3	4
Not at all useful	6	4	2	11
Not sure.....	6	7	5	6
Useful	83	82	90	78
Not useful	11	10	4	16

h. How to check that my ballot has been counted

Very useful	64	66	71	58
Somewhat useful.....	18	17	18	19
Not too useful	6	6	5	6
Not at all useful	6	4	1	10
Not sure.....	6	7	5	6
Useful	83	83	89	77
Not useful	11	10	6	17

i. How to check that I am currently registered to vote at my address

Very useful	55	58	64	45
Somewhat useful.....	24	22	23	26
Not too useful	8	8	5	10
Not at all useful	7	5	3	11
Not sure.....	6	6	5	7
Useful	79	80	86	72
Not useful	15	14	8	21

j. How far in advance I need to mail in my ballot

Very useful	60	62	68	53
Somewhat useful.....	21	17	21	25
Not too useful	6	9	4	6
Not at all useful	6	5	3	10
Not sure.....	6	8	4	6
Useful	82	79	89	78
Not useful	12	14	7	16

	TOTAL	WOC UNM <50	WOC	UNM <50
Weighted N=	1133	309	380	445
Unweighted N=	1133	325	408	400

Q46. SSB: Some people have said that they would be more likely to vote by mail if they had more information on the process. For each of the following, please indicate how sure or unsure you are about that aspect of the voting by mail process.

[RANDOMIZE LIST]

Sorted by “Very sure”

B46i.How to check that I am currently registered to vote at my address	52	46	65	45
B46a.How to request a ballot	38	30	51	33
B46f.What kind of signatures, if any, my ballot needs	38	32	50	31
B46e.Where to return my ballot	37	30	49	30
B46c.The deadline for mailing a ballot.....	34	26	44	32
B46d.How much, if any, postage is needed.....	34	25	48	28
B46j.How far in advance I need to mail in my ballot	30	24	40	26
B46b.The deadline for requesting a ballot	29	20	36	28
B46g.How to check that my ballot has been received	26	22	32	22
B46h.How to check that my ballot has been counted	23	21	32	17

a. How to request a ballot

Very sure	38	30	51	33
Somewhat sure	25	31	20	24
Somewhat unsure	19	16	15	24
Very unsure	9	11	7	10
Not sure.....	9	11	7	9
Sure.....	63	61	71	57
Not sure.....	28	28	22	34

b. The deadline for requesting a ballot

Very sure	29	20	36	28
Somewhat sure	25	32	24	22
Somewhat unsure	21	20	21	22
Very unsure	14	14	10	17
Not sure.....	11	13	8	11
Sure.....	54	53	60	50
Not sure.....	35	34	31	39

	TOTAL	WOC UNM <50	WOC	UNM <50
Weighted N=	1133	309	380	445
Unweighted N=	1133	325	408	400

c. The deadline for mailing a ballot

Very sure	34	26	44	32
Somewhat sure	24	29	23	21
Somewhat unsure	17	18	13	19
Very unsure	14	11	11	18
Not sure.....	11	15	8	10
 Sure.....	 58	 55	 67	 53
Not sure.....	31	29	25	37

d. How much, if any, postage is needed

Very sure	34	25	48	28
Somewhat sure	24	26	22	23
Somewhat unsure	19	21	12	23
Very unsure	10	10	7	12
Not sure.....	14	17	11	13
 Sure.....	 58	 51	 70	 51
Not sure.....	29	32	19	35

e. Where to return my ballot

Very sure	37	30	49	30
Somewhat sure	23	26	22	23
Somewhat unsure	19	21	13	24
Very unsure	11	11	8	13
Not sure.....	10	13	9	10
 Sure.....	 60	 56	 71	 53
Not sure.....	30	31	21	37

f. What kind of signatures, if any, my ballot needs

Very sure	38	32	50	31
Somewhat sure	24	27	19	26
Somewhat unsure	16	17	13	17
Very unsure	10	11	7	13
Not sure.....	13	13	11	14
 Sure.....	 62	 59	 69	 56
Not sure.....	26	28	20	30

	TOTAL	WOC UNM <50	WOC	UNM <50
Weighted N=	1133	309	380	445
Unweighted N=	1133	325	408	400

g. How to check that my ballot has been received

Very sure	26	22	32	22
Somewhat sure	18	19	18	16
Somewhat unsure	23	26	21	23
Very unsure	21	15	21	26
Not sure.....	12	17	8	14
 Sure.....	 43	 41	 50	 38
Not sure.....	44	42	42	48

h. How to check that my ballot has been counted

Very sure	23	21	32	17
Somewhat sure	18	15	22	18
Somewhat unsure	25	31	19	28
Very unsure	22	20	19	27
Not sure.....	11	13	9	11
 Sure.....	 42	 36	 54	 35
Not sure.....	48	51	37	54

i. How to check that I am currently registered to vote at my address

Very sure	52	46	65	45
Somewhat sure	22	25	17	25
Somewhat unsure	11	12	7	13
Very unsure	5	4	5	7
Not sure.....	10	13	6	10
 Sure.....	 74	 71	 82	 70
Not sure.....	16	16	12	19

j. How far in advance I need to mail in my ballot

Very sure	30	24	40	26
Somewhat sure	23	27	22	19
Somewhat unsure	22	24	18	23
Very unsure	14	11	11	18
Not sure.....	12	14	9	13
 Sure.....	 53	 51	 63	 46
Not sure.....	35	34	29	42

	TOTAL	WOC UNM <50	WOC	UNM <50
Weighted N=	1133	309	380	445
Unweighted N=	1133	325	408	400

Q47. Here is a list of some statements people have made about vote-by-mail. For each, please indicate whether you strongly agree, somewhat agree, somewhat disagree, or strongly disagree with that statement.

[RANDOMIZE LIST]

Sorted by “Strongly agree”

47a. During this pandemic, it is important that voters have different options for ways they can vote so that they can feel safe and protect the health of themselves and their families	59	56	67	53
A47b. Increasing access to mail-in ballots can help increase voter turnout by providing an accessible alternative for those unable to get to the polls because of health concerns, disabilities, or lack of transportation.....	54	56	60	48
A47f. With public transportation being limited in many areas due to the pandemic, it is important that voting by mail be more widespread so people without access to transportation can still have their voices heard.....	52	54	57	46
B47e. Voting by mail is necessary to during this pandemic to make elections accessible for frontline and essential workers who have to quarantine themselves when they’re not at work	48	39	57	48
B47g. The same people who are pushing for vote-by-mail are the same people who have been protesting without social distancing since June. If they can protest every week without worrying about the pandemic, they can vote in-person.....	25	15	32	27
B47c. Voting by mail will increase rates of voter fraud and tampering of ballots and will make the election process less reliable	24	18	28	25
A47d. Voting by mail will make it easier for illegal immigrants and other non-eligible people to cast a ballot, making the election process unfair	24	23	26	22

a. During this pandemic, it is important that voters have different options for ways they can vote so that they can feel safe and protect the health of themselves and their families

Strongly agree	59	56	67	53
Somewhat agree	22	22	21	22
Somewhat disagree	7	8	4	10
Strongly disagree	5	4	4	7
Not sure.....	7	10	4	8
Agree.....	80	79	88	75
Disagree.....	13	12	8	17

	TOTAL	WOC UNM <50	WOC	UNM <50
Weighted N=	1133	309	380	445
Unweighted N=	1133	325	408	400

b. **SSA:** Increasing access to mail-in ballots can help increase voter turnout by providing an accessible alternative for those unable to get to the polls because of health concerns, disabilities, or lack of transportation

Strongly agree	54	56	60	48
Somewhat agree	22	22	23	20
Somewhat disagree	9	7	7	12
Strongly disagree	7	6	4	8
Not sure	9	9	6	11
Agree	76	77	83	69
Disagree	15	13	11	20

c. **SSB:** Voting by mail will increase rates of voter fraud and tampering of ballots and will make the election process less reliable

Strongly agree	24	18	28	25
Somewhat agree	22	26	23	19
Somewhat disagree	16	18	14	17
Strongly disagree	26	21	29	27
Not sure	11	17	6	11
Agree	47	44	51	44
Disagree	42	39	42	44

d. **SSA:** Voting by mail will make it easier for illegal immigrants and other non-eligible people to cast a ballot, making the election process unfair

Strongly agree	24	23	26	22
Somewhat agree	20	23	21	18
Somewhat disagree	18	17	15	21
Strongly disagree	26	27	28	25
Not sure	12	11	10	14
Agree	44	46	47	40
Disagree	44	43	43	46

	TOTAL	WOC UNM <50	WOC	UNM <50
Weighted N=	1133	309	380	445
Unweighted N=	1133	325	408	400

e. **SSB:** Voting by mail is necessary to during this pandemic to make elections accessible for frontline and essential workers who have to quarantine themselves when they're not at work

Strongly agree	48	39	57	48
Somewhat agree	25	33	21	22
Somewhat disagree	11	11	10	11
Strongly disagree	8	6	7	11
Not sure	8	11	6	7
Agree	73	71	78	70
Disagree	19	17	16	23

f. **SSA:** With public transportation being limited in many areas due to the pandemic, it is important that voting by mail be more widespread so people without access to transportation can still have their voices heard

Strongly agree	52	54	57	46
Somewhat agree	26	23	28	26
Somewhat disagree	10	8	7	13
Strongly disagree	5	5	4	6
Not sure	7	9	5	8
Agree	78	77	85	72
Disagree	15	14	11	19

g. **SSB:** The same people who are pushing for vote-by-mail are the same people who have been protesting without social distancing since June. If they can protest every week without worrying about the pandemic, they can vote in-person.

Strongly agree	25	15	32	27
Somewhat agree	20	23	15	23
Somewhat disagree	15	15	17	14
Strongly disagree	25	27	23	24
Not sure	15	21	12	12
Agree	45	37	47	50
Disagree	40	42	41	38

	TOTAL	WOC UNM <50	WOC	UNM <50
Weighted N=	1133	309	380	445
Unweighted N=	1133	325	408	400

Q48. Here is a list of reasons that some people have given for voting in-person in the November election. Regardless of how you plan to vote in November, please indicate whether each is a very convincing, somewhat convincing, not too convincing, or not at all convincing reason to you personally to vote in-person?

[RANDOMIZE LIST]

Sorted by “Very convincing”

48a.To see my ballot being counted	46	46	52	41
48c.To avoid the risk of making a mistake on my mail-in ballot	35	37	37	31
48b.To have the community experience	23	22	29	18
a. To see my ballot being counted				
Very convincing	46	46	52	41
Somewhat convincing	27	28	27	25
Not too convincing.....	12	10	10	15
Not at all convincing	8	5	8	10
Not sure.....	7	10	3	8
Convincing.....	73	75	79	66
Not convincing.....	20	15	18	25
b. To have the community experience				
Very convincing	23	22	29	18
Somewhat convincing	27	28	27	26
Not too convincing.....	23	21	21	27
Not at all convincing	20	17	18	23
Not sure.....	8	12	5	6
Convincing.....	50	50	56	44
Not convincing.....	43	38	39	50
c. To avoid the risk of making a mistake on my mail-in ballot				
Very convincing	35	37	37	31
Somewhat convincing	27	24	31	25
Not too convincing.....	20	20	15	24
Not at all convincing	12	8	13	14
Not sure.....	7	10	4	7
Convincing.....	61	62	68	55
Not convincing.....	32	28	28	38

	TOTAL	WOC UNM <50	WOC	UNM <50
Weighted N=	1133	309	380	445
Unweighted N=	1133	325	408	400

Q49. Here is a list of some statements people have made about vote-by-mail. For each, please indicate whether that is a very convincing, somewhat convincing, not too convincing, or not at all convincing reason to vote by mail.

[RANDOMIZE LIST]

Sorted by “Very convincing”

49b. Five states already conduct their elections entirely by mail and have not reported any major incidences of fraud.....	41	37	49	38
49c. States that have recently expanded access to voting by mail have seen record turnout in their elections	41	38	46	38
49a. Voter fraud is extremely rare with mail-in ballots, with less than 0.0001% of cases of voter fraud being reported with mail-in ballots over the past two decades	39	31	46	38
49d. Studies have shown that vote-by-mail does not favor one party over the other	36	33	41	35

a. Voter fraud is extremely rare with mail-in ballots, with less than 0.0001% of cases of voter fraud being reported with mail-in ballots over the past two decades. Some even say it is safer than in-person voting because paper ballots cannot be hacked.

Very convincing	39	31	46	38
Somewhat convincing	26	30	26	24
Not too convincing.....	14	15	11	15
Not at all convincing	12	9	10	16
Not sure.....	9	14	8	7
Convincing.....	65	62	72	62
Not convincing.....	26	24	21	31

b. Five states already conduct their elections entirely by mail and have not reported any major incidences of fraud, tampering, or votes being miscounted.

Very convincing	41	37	49	38
Somewhat convincing	26	29	24	26
Not too convincing.....	14	14	12	16
Not at all convincing	9	8	7	11
Not sure.....	10	13	8	9
Convincing.....	68	66	73	64
Not convincing.....	23	21	19	27

	TOTAL	WOC UNM <50	WOC	UNM <50
Weighted N=	1133	309	380	445
Unweighted N=	1133	325	408	400

c. States that have recently expanded access to voting by mail have seen record turnout in their elections, drastically increasing the number of registered voters who are able to cast a ballot.

Very convincing.....	41	38	46	38
Somewhat convincing.....	29	25	30	29
Not too convincing.....	12	15	9	11
Not at all convincing.....	8	7	7	11
Not sure.....	11	14	8	11
Convincing.....	69	64	76	68
Not convincing.....	20	22	16	22

d. Studies have shown that vote-by-mail does not favor one party over the other. Parties are virtually equal in the percentages of who votes, and both red and blue states have implemented vote-by-mail systems

Very convincing.....	36	33	41	35
Somewhat convincing.....	29	28	29	30
Not too convincing.....	15	17	14	14
Not at all convincing.....	10	8	9	12
Not sure.....	10	15	6	9
Convincing.....	66	60	70	65
Not convincing.....	25	25	23	26

Q50. SSA: Which of the following comes closer to your opinion, even if neither is exactly right? **[RANDOMIZE]**

Voting by mail is a necessary option in the November election to keep voters safe and healthy and make sure the pandemic does not prevent us from making our voices heard.....	64	57	73	63
Voting by mail will make the election less fair, with ballots lost and uncounted, especially among minority communities.....	25	28	19	27
Not sure.....	11	16	8	10

Q51. SSB: In your opinion, what is the greater risk when it comes to the upcoming election? **[RANDOMIZE]**

That in-person voting will worsen and extend the pandemic by creating long lines that make social distancing impossible.....	53	50	56	51
The voting by mail will increase voter fraud and the likelihood that ballots won't be counted.....	35	34	34	36
Not sure.....	13	16	9	13

	TOTAL	WOC UNM <50	WOC	UNM <50
Weighted N=	1133	309	380	445
Unweighted N=	1133	325	408	400

The remaining questions are for statistical purposes only.

Q52. Generally speaking, do you think of yourself as a Democrat, a Republican, an independent or something else?

Q53. {IF Q52 = DEMOCRAT:} Do you consider yourself a strong or a not-so-strong Democrat?

Q54. {IF Q52 = REPUBLICAN:} Do you consider yourself a strong or a not-so-strong Republican?

Q55. {IF Q52 = INDEPENDENT:} Would you say you lean more towards the Republicans or more towards the Democrats?

Strong Democrat	38	43	47	27
Not-so-strong Democrat	12	17	10	11
Independent - lean Democrat	8	9	6	9
Democrat	59	69	63	47
Independent	9	10	7	10
Republican	26	12	26	36
Independent - lean Republican	5	3	6	5
Not-so-strong Republican	8	3	7	11
Strong Republican.....	14	6	13	20
Something else	3	4	2	3
Other	0	0	0	0
Prefer not to answer.....	3	5	2	3

Q56. In the 2016 election for President, which candidate did you vote for **[ROTATE]**

- _Democrat Hillary Clinton
- _Republican Donald Trump

Clinton	46	53	57	33
Trump	24	12	21	36
Other candidate.....	8	7	8	8
I did not vote in that race.....	16	18	11	19
Not sure.....	2	5	2	1
Prefer not to say.....	3	5	2	3

Q57. Have you moved and changed your address since January 2017?

Yes	35	37	29	39
No	63	59	70	59
Not sure.....	2	4	1	2

Q58. Do you have any children under the age of 18 living at home with you?

Yes	36	40	40	29
No	63	57	59	69
Prefer not to answer.....	2	2	1	2

	TOTAL	WOC UNM <50	WOC	UNM <50
Weighted N=	1133	309	380	445
Unweighted N=	1133	325	408	400

Q59. How would you describe the area in which you live?

Large city.....	28	35	36	17
Smaller city.....	17	15	14	22
Suburb near a city.....	35	33	37	33
Small town.....	9	8	4	13
Rural area.....	11	8	9	15