

Voter Behavior Survey
Voter Participation Center
A survey of 1,133 registered voters among unmarried women under age 55 and women of color
AZ, FL, GA, NC, MI, MN, NV, PA, WI, CO, IA, ME, NH, and NM
August 2020

	NORTH -EAST	MID- WEST	SOUTH	WEST
Weighted N=	170	238	533	193
Unweighted N=	149	219	565	200

Q1. Please indicate your gender. [TERMINATE IF NOT PUNCH 2]

Man	0	0	0	0
Woman	100	100	100	100
Non-binary	0	0	0	0
Prefer not to answer	0	0	0	0
Woman of color	44	46	72	62
Unmarried & under 55	71	71	64	62
Both women of color & unmarried & under 55	16	17	37	24
Only a woman of color	29	29	36	38
Only unmarried & under 55	56	54	28	38

Q2. What is your age?

Age

18-29 years	28	40	32	36
30-39 years	14	13	24	17
40-49 years	27	15	18	19
50-64 years	21	23	19	20
65 and older	9	10	7	8
18-24 years	16	22	18	13
25-29 years	13	18	14	23
30-34 years	9	7	13	7
35-39 years	6	6	11	9
40-44 years	11	8	9	10
45-49 years	16	7	9	9
50-54 years	15	13	9	10
55-59 years	4	6	6	6
60-64 years	2	3	4	5
65-69 years	5	7	4	4
70-74 years	3	2	3	3
75 and older	1	0	1	1
(Don't know /Refused)	0	0	0	0

	NORTH -EAST	MID- WEST	SOUTH	WEST
Weighted N=	170	238	533	193
Unweighted N=	149	219	565	200

Q3. In which state do you live? [PULLDOWN LIST]

[TERMINATE IF NOT AZ, FL, GA, NC, MI, MN, NV, PA, WI, CO, IA, ME, NH, and NM]

Region

Northeast.....	100	0	0	0
Midwest.....	0	100	0	0
South.....	0	0	100	0
West.....	0	0	0	100

Q4. Are you married, unmarried with a partner, single, separated, divorced, or widowed?

Married.....	18	14	26	29
Unmarried with Partner.....	14	18	17	23
Single.....	41	48	40	30
Separated.....	5	3	5	4
Divorced.....	17	13	8	9
Widowed.....	5	2	4	4
Prefer not to answer.....	0	2	0	0

Q5. Just to make sure we have a representative sample, please choose one or more of these racial or ethnic groups that you identify with. [RANDOMIZE CHOICES] [TERMINATE IF (Q2 >54, Q5= ONLY 1,7) or (Q4 = 1, AND Q5= ONLY 1,7)]

Select all that apply

White or Caucasian.....	56	54	28	38
Black or African American.....	23	30	44	19
Latino/Latina or Hispanic.....	13	9	24	36
Asian American or Pacific Islander.....	5	5	4	4
Native American.....	5	4	3	6
Middle Eastern.....	1	2	0	0
None of these/Other.....	4	1	1	3

Q6. Are you registered to vote at your current address? [TERMINATE IF ANSWER=2,3]

Yes.....	100	100	100	100
No.....	[TERMINATE]			
Not sure.....	[TERMINATE]			

	NORTH -EAST	MID- WEST	SOUTH	WEST
Weighted N=	170	238	533	193
Unweighted N=	149	219	565	200

Q7. What is the last year of schooling that you have completed?

High School Graduate or less	26	26	25	23
Post-HS	42	43	44	53
College graduate or post-grad	32	31	31	24
1st -11th Grade	0	4	3	3
High School Graduate	26	23	21	20
Vocational or technical school	7	3	3	6
Some college but no degree	16	27	24	33
Associate degree	19	13	17	14
4-year college graduate or bachelor's degree	19	19	22	20
Graduate School or advanced degree	13	12	9	3
(Refused)	1	0	1	0

Q8. How likely are you to vote in the November election for President, U.S. Senate and Congress, State Senate and State House, and other offices? Are you almost certain to vote, will you probably vote, are the chances about 50-50, or are you probably not going to vote?

Almost Certain	75	78	74	76
Probably	11	11	10	14
50 - 50	9	8	11	7
Probably not	3	2	2	2
Not sure	1	1	2	1

Q9. Some people feel very motivated to vote in the November general election for President, U.S. Congress, and other offices, while others don't feel motivated at all. How about you – using a scale from ZERO to TEN, please tell me how motivated you are to vote in the November election. TEN means you are VERY motivated to vote, and ZERO means you are NOT AT ALL motivated to vote. You can use any number in between.

Mean	8.4	8.8	8.5	8.8
10 – Very motivated	59	62	55	59
8 - 9	16	15	17	13
6 - 7	5	9	7	9
5	3	4	6	5
1 - 4	6	1	5	2
0 – Not at all motivated	4	4	2	1
Not sure	7	4	7	10
6 - 10 – Motivated	81	86	80	82
5 /NS	9	9	13	15
0 - 4 – Not motivated	10	5	7	4

	NORTH -EAST	MID- WEST	SOUTH	WEST
Weighted N=	170	238	533	193
Unweighted N=	149	219	565	200

Q10. Which of the following comes closer to your opinion, even if neither is exactly right? **[RANDOMIZE]**

Voting is the most important thing we can do as citizens to make our voices heard and the most effective way to create change in our communities	60	51	57	53
Voting is just one tool we can use to make change in our communities, but must be accompanied by protesting, petitioning, contacting elected leaders, and getting involved locally.....	35	44	36	39
Not sure.....	4	5	7	8

Q11. Regardless of how motivated you feel to vote in November, what is the most important reason to you personally to vote in the upcoming election? **[RANDOMIZE]**

To change politics and the direction of the country	28	25	21	17
To vote bad people out of office.....	18	14	12	18
To elect people who will do a good job	18	15	18	19
To stand up for the issues I care about.....	16	12	12	15
To make my voice heard	5	14	12	8
To do my civic duty	5	9	8	11
To change politics and the direction of my state	3	4	6	2
To feel like part of a community	3	1	2	3
To make a difference for my family	1	2	5	2
Not sure.....	3	4	5	6

	NORTH -EAST	MID- WEST	SOUTH	WEST
Weighted N=	170	238	533	193
Unweighted N=	149	219	565	200

Q12. Here is a list some people, groups, and things. For each, please indicate whether you have a very favorable, somewhat favorable, somewhat unfavorable, or very unfavorable impression of that person, group, or idea

[RANDOMIZE LIST]

Sorted by “Very favorable”

12q.Barack Obama	56	55	57	48
12r.Michelle Obama	52	51	59	48
12t.The U.S. Postal Service	52	50	53	47
B12n.Vote-by-absentee	49	43	36	28
12l.The Black Lives Matter Movement.....	45	45	50	37
12g.Democrats in Congress.....	41	28	37	38
12i.The #MeToo Movement	39	37	36	33
A12m.Vote-by-mail.....	38	45	38	43
12c.Kamala Harris.....	34	27	32	27
12b.Joe Biden	34	32	35	26
12o.Early voting in person.....	33	35	49	46
12p.Bernie Sanders	29	35	29	27
12e.Nancy Pelosi	26	24	24	15
A12j.Defund the police	23	10	15	14
12d.Alexandria Ocasio-Cortez	22	21	19	17
12a.Donald Trump	19	17	15	16
B12k.Abolish the police.....	14	10	12	8
12h.Republicans in Congress	11	11	10	13
12f.Mitch McConnell.....	6	3	5	2
12s.The Green Party.....	5	8	10	7

	NORTH -EAST	MID- WEST	SOUTH	WEST
Weighted N=	170	238	533	193
Unweighted N=	149	219	565	200

a. Donald Trump

Very Favorable	19	17	15	16
Somewhat Favorable	10	10	11	16
Somewhat Unfavorable	6	7	10	8
Very Unfavorable	55	59	56	52
No Opinion	8	7	7	6
Never Heard	2	0	2	2
Favorable	29	27	26	32
Unfavorable	61	65	65	60

b. Joe Biden

Very Favorable	34	32	35	26
Somewhat Favorable	25	21	25	26
Somewhat Unfavorable	10	13	11	14
Very Unfavorable	23	27	19	27
No Opinion	6	6	10	8
Never Heard	2	1	1	0
Favorable	59	53	60	51
Unfavorable	33	40	30	41

c. Kamala Harris

Very Favorable	34	27	32	27
Somewhat Favorable	21	21	20	20
Somewhat Unfavorable	6	9	8	7
Very Unfavorable	15	20	16	22
No Opinion	18	17	19	18
Never Heard	6	5	5	6
Favorable	55	49	52	47
Unfavorable	21	29	24	29

d. Alexandria Ocasio-Cortez

Very Favorable	22	21	19	17
Somewhat Favorable	15	13	19	18
Somewhat Unfavorable	8	5	8	6
Very Unfavorable	13	16	14	18
No Opinion	25	26	24	27
Never Heard	18	20	17	13
Favorable	36	34	38	35
Unfavorable	21	20	21	25

	NORTH -EAST	MID- WEST	SOUTH	WEST
Weighted N=	170	238	533	193
Unweighted N=	149	219	565	200

e. Nancy Pelosi

Very Favorable	26	24	24	15
Somewhat Favorable	16	19	20	17
Somewhat Unfavorable	13	10	11	10
Very Unfavorable	26	25	23	35
No Opinion	12	16	17	19
Never Heard	7	5	5	4
Favorable	42	44	44	31
Unfavorable	39	36	34	45

f. Mitch McConnell

Very Favorable	6	3	5	2
Somewhat Favorable	14	12	12	9
Somewhat Unfavorable	11	11	14	12
Very Unfavorable	30	29	29	29
No Opinion	26	30	30	36
Never Heard	13	15	9	14
Favorable	20	15	17	10
Unfavorable	41	40	43	40

g. **SSA:** Democrats in Congress

Very Favorable	41	28	37	38
Somewhat Favorable	20	32	25	20
Somewhat Unfavorable	8	12	11	8
Very Unfavorable	23	15	15	23
No Opinion	5	11	12	11
Never Heard	3	1	1	1
Favorable	61	60	62	58
Unfavorable	31	27	26	31

h. **SSB:** Republicans in Congress

Very Favorable	11	11	10	13
Somewhat Favorable	19	19	15	12
Somewhat Unfavorable	16	20	24	22
Very Unfavorable	43	33	39	34
No Opinion	8	18	12	19
Never Heard	4	0	1	1
Favorable	30	30	25	25
Unfavorable	59	53	63	55

	NORTH -EAST	MID- WEST	SOUTH	WEST
Weighted N=	170	238	533	193
Unweighted N=	149	219	565	200

i. The #MeToo Movement

Very Favorable	39	37	36	33
Somewhat Favorable	23	21	22	23
Somewhat Unfavorable	10	9	9	13
Very Unfavorable	10	11	8	9
No Opinion	12	16	16	13
Never Heard	6	7	10	8
Favorable	62	58	58	56
Unfavorable	20	19	17	22

j. **SSA:** Defund the police

Very Favorable	23	10	15	14
Somewhat Favorable	24	20	23	19
Somewhat Unfavorable	3	16	12	14
Very Unfavorable	28	42	30	44
No Opinion	19	12	19	7
Never Heard	2	0	1	3
Favorable	48	30	38	33
Unfavorable	31	58	42	57

k. **SSB:** Abolish the police

Very Favorable	14	10	12	8
Somewhat Favorable	13	14	13	12
Somewhat Unfavorable	19	18	19	12
Very Unfavorable	39	43	40	50
No Opinion	7	12	13	16
Never Heard	7	2	4	3
Favorable	27	24	24	20
Unfavorable	58	61	58	62

l. The Black Lives Matter Movement

Very Favorable	45	45	50	37
Somewhat Favorable	16	20	16	22
Somewhat Unfavorable	12	9	8	10
Very Unfavorable	16	16	15	22
No Opinion	10	9	11	9
Never Heard	2	1	0	0
Favorable	61	65	66	59
Unfavorable	27	25	23	32

	NORTH -EAST	MID- WEST	SOUTH	WEST
Weighted N=	170	238	533	193
Unweighted N=	149	219	565	200

m. **SSA:** Vote-by-mail

Very Favorable	38	45	38	43
Somewhat Favorable	21	16	25	25
Somewhat Unfavorable	12	14	11	9
Very Unfavorable	15	14	15	14
No Opinion	11	9	11	9
Never Heard	2	1	0	0
Favorable	59	61	63	67
Unfavorable	27	28	26	23

n. **SSB:** Vote-by-absentee

Very Favorable	49	43	36	28
Somewhat Favorable	12	24	25	33
Somewhat Unfavorable	14	8	9	6
Very Unfavorable	12	7	11	7
No Opinion	12	16	15	23
Never Heard	1	2	3	4
Favorable	61	68	61	61
Unfavorable	26	15	20	13

o. Early voting in person

Very Favorable	33	35	49	46
Somewhat Favorable	33	33	28	27
Somewhat Unfavorable	8	10	6	8
Very Unfavorable	7	5	4	6
No Opinion	15	16	11	12
Never Heard	3	1	1	0
Favorable	66	67	78	73
Unfavorable	15	15	10	14

p. Bernie Sanders

Very Favorable	29	35	29	27
Somewhat Favorable	26	18	27	25
Somewhat Unfavorable	12	9	9	12
Very Unfavorable	18	21	17	24
No Opinion	13	15	17	12
Never Heard	2	1	2	0
Favorable	55	54	56	51
Unfavorable	30	30	26	36

	NORTH -EAST	MID- WEST	SOUTH	WEST
Weighted N=	170	238	533	193
Unweighted N=	149	219	565	200

q. Barack Obama

Very Favorable	56	55	57	48
Somewhat Favorable	11	14	16	16
Somewhat Unfavorable	13	8	6	10
Very Unfavorable	14	17	15	19
No Opinion	5	6	7	7
Never Heard	1	0	0	0
Favorable	67	69	72	64
Unfavorable	26	25	20	29

r. Michelle Obama

Very Favorable	52	51	59	48
Somewhat Favorable	16	21	14	16
Somewhat Unfavorable	6	6	6	7
Very Unfavorable	19	16	13	19
No Opinion	4	5	7	10
Never Heard	2	0	1	0
Favorable	69	72	73	63
Unfavorable	25	23	19	26

s. The Green Party

Very Favorable	5	8	10	7
Somewhat Favorable	21	21	12	16
Somewhat Unfavorable	9	12	12	7
Very Unfavorable	11	8	8	11
No Opinion	42	42	43	45
Never Heard	12	9	15	14
Favorable	26	29	22	23
Unfavorable	20	20	20	18

t. The U.S. Postal Service

Very Favorable	52	50	53	47
Somewhat Favorable	26	25	24	28
Somewhat Unfavorable	6	11	8	9
Very Unfavorable	3	5	4	5
No Opinion	11	8	11	9
Never Heard	2	0	0	0
Favorable	77	76	77	75
Unfavorable	10	16	12	15

	NORTH -EAST	MID- WEST	SOUTH	WEST
Weighted N=	170	238	533	193
Unweighted N=	149	219	565	200

Q13. Here is a list of some emotions people have said they are feeling about voting in the November election. Please indicate the top two emotions that you personally are feeling about voting in the upcoming election. Select multiple

Hopeful	45	47	45	44
Committed	33	37	32	31
Excited.....	22	20	22	17
Frustrated	19	22	18	22
Unsure.....	12	13	14	17
Powerful	11	13	15	8
Angry	8	6	6	10
Discouraged	8	14	7	9
Indifferent	7	5	7	7
Confused	5	2	4	6
Not powerful	3	3	4	7
Not sure.....	4	6	5	6

Q14. If the general election for U.S. Congress were held today, would you vote for **[RANDOMIZE]** _the DEMOCRAT or _the REPUBLICAN?

Q15. [IF Q14 = 1-2] Would you say you support that candidate strongly or not so strongly?

Q16. [IF Q14 = 3] If you had to choose, toward whom would you lean?

Democrat strongly	43	48	49	39
Democrat not so strongly	14	14	11	13
Lean Democrat.....	2	3	2	3
Republican strongly.....	25	18	18	20
Republican not so strongly.....	4	6	5	12
Lean Republican	1	3	2	2
Undecided - No firm preference at this time	7	5	8	7
Other: SPECIFY: _____	1	1	3	0
Prefer not to answer.....	2	2	2	3
Democrat.....	59	65	62	55
Republican	30	27	25	34

	NORTH -EAST	MID- WEST	SOUTH	WEST
Weighted N=	170	238	533	193
Unweighted N=	149	219	565	200

Q17. SSA: If the general election for U.S. President were held today and the candidates were: [RANDOMIZE] Democrat Joe Biden OR Republican Donald Trump for whom would you vote?

Q18. SSA: [IF Q17 = 1-2] Would you say you support that candidate strongly or not so strongly?

Q19. SSA: [IF Q17 = 3] If you had to choose, toward whom would you lean?

Biden strongly	45	48	50	42
Biden not so strongly.....	14	14	11	14
Lean Biden	0	3	1	4
Trump strongly	26	21	20	27
Trump not so strongly	4	7	4	8
Lean Trump	1	1	2	0
Undecided - No firm preference at this time	5	3	8	4
Other: SPECIFY: _____	1	2	1	0
Prefer not to answer.....	3	1	2	1
Biden	59	65	63	60
Trump	31	29	26	35

Q20. SSA: [IF Q17 = 1 or 19 = 1] And would you say you are voting FOR Joe Biden or AGAINST Donald Trump?

Weighted N=	50	78	167	57
Unweighted N=	45	75	178	61
For Biden.....	49	55	62	49
Against Trump.....	50	45	38	42
Not sure.....	2	0	1	9

Q21. SSA: [IF Q17 = 2 or 19 = 2] And would you say you are voting FOR Donald Trump or AGAINST Joe Biden?

Weighted N=	27	35	71	34
Unweighted N=	21	30	70	33
For Trump.....	88	69	77	72
Against Biden	9	31	18	27
Not sure.....	3	0	5	2

	NORTH -EAST	MID- WEST	SOUTH	WEST
Weighted N=	170	238	533	193
Unweighted N=	149	219	565	200

Q22. SSB: If the general election for U.S. President and Vice President were held today and the candidates were: [RANDOMIZE] Democrats Joe Biden and Kamala Harris OR Republicans Donald Trump and Mike Pence for whom would you vote?

Q23. SSB: [IF Q22 = 1-2] Would you say you support that ticket strongly or not so strongly?

Q24. SSB: [IF Q22 = 3] If you had to choose, toward whom would you lean?

Biden/Harris strongly	48	48	54	46
Biden/Harris not so strongly	10	13	9	12
Lean Biden/Harris	2	0	1	3
Trump/Pence strongly	26	24	18	24
Trump/Pence not so strongly	5	2	6	5
Lean Trump/Pence.....	2	0	1	2
Undecided - No firm preference at this time	4	6	6	4
Other: SPECIFY: _____	0	0	2	0
Prefer not to answer	2	6	2	4
Biden/Harris	60	61	65	61
Trump/Pence.....	33	26	25	31

Q25. SSB: [IF Q22 = 1 or 24 = 1] And would you say you are voting FOR Joe Biden and Kamala Harris or AGAINST Donald Trump and Mike Pence?

Weighted N=	51	73	172	58
Unweighted N=	44	67	178	61
For Biden/Harris	61	58	66	58
Against Trump/Pence.....	37	42	31	40
Not sure.....	2	0	3	2

Q26. SSB: [IF Q22 = 2 or 24 = 2] And would you say you are voting FOR Donald Trump and Mike Pence or AGAINST Joe Biden and Kamala Harris?

Weighted N=	28	31	67	30
Unweighted N=	24	28	68	31
For Trump/Pence	83	87	65	77
Against Biden/Harris	17	13	29	18
Not sure.....	0	0	6	5

	NORTH -EAST	MID- WEST	SOUTH	WEST
Weighted N=	170	238	533	193
Unweighted N=	149	219	565	200

17-19/22-24.PRESIDENTIAL BALLOT COMBINED

Biden/Harris strongly	46	48	52	44
Biden/Harris not so strongly	12	14	10	13
Lean Biden/Harris	1	2	1	3
Trump/Pence strongly	26	23	19	26
Trump/Pence not so strongly	4	5	5	7
Lean Trump/Pence.....	2	1	1	1
Undecided - No firm preference at this time	5	4	7	4
Other: SPECIFY: _____	1	1	1	0
Prefer not to answer.....	3	4	2	3
Biden/Harris	60	63	64	60
Trump/Pence.....	32	28	26	33

Q20/25. COMBINED And would you say you are voting FOR Joe Biden and Kamala Harris or AGAINST Donald Trump and Mike Pence?

For Biden/Harris	55	56	64	54
Against Trump/Pence.....	43	44	35	41
Not sure.....	2	0	2	5

Q21/26. COMBINED And would you say you are voting FOR Donald Trump and Mike Pence or AGAINST Joe Biden and Kamala Harris?

For Trump/Pence	85	77	71	74
Against Biden/Harris	13	23	23	23
Not sure.....	1	0	5	3

Q27. In the November 2020 election, do you plan to vote in person on election day, vote by mail, or vote in person early?

Vote in person on election day.....	43	37	33	27
Vote by mail	39	44	32	52
Vote in person early	4	7	22	13
I do not plan to vote.....	2	3	2	2
Not sure.....	13	9	10	6

	NORTH -EAST	MID- WEST	SOUTH	WEST
Weighted N=	170	238	533	193
Unweighted N=	149	219	565	200

Q28. Why did you choose that way? [OPEN END]

	Weighted N=	170	238	533	193
	Unweighted N=	149	219	565	200
Coronavirus/Safety.....	29	32	21	23	
To know my ballot is counted.....	18	20	16	11	
I've always voted this way.....	5	7	9	9	
The ease/convenience.....	5	12	11	17	
To avoid crowds and lines.....	4	7	5	6	
Not physically able to go in person.....	3	9	3	5	
Miscellaneous.....	40	25	39	34	

Q29. [IF Q27 <> 2] Why do you not plan to vote by mail? [OPEN END]

	Weighted N=	104	134	363	92
	Unweighted N=	88	120	382	96
Too much room for error	14	13	13	10	
Worried about fraud	11	14	11	10	
General distrust.....	8	11	7	11	
Don't trust the USPS	7	5	8	7	
Worried ballot won't be counted.....	6	9	9	6	
Not Necessary.....	5	2	3	1	
Like going in person	4	10	8	8	
Worried about delays in the mail.....	3	9	5	9	
Difficult to vote by mail	2	6	3	1	
Have never voted by mail before	2	3	2	1	
Want to make sure my vote is counted.....	1	3	2	7	
Miscellaneous	38	25	36	36	

	NORTH -EAST	MID- WEST	SOUTH	WEST
Weighted N=	170	238	533	193
Unweighted N=	149	219	565	200

Q30. [IF Q27 <> 1] Why do you not plan to vote in person on election day? [OPEN END]

Weighted N=	97	149	355	141
Unweighted N=	85	141	373	144
Concerned about coronavirus	57	49	40	38
Want to avoid lines and crowds	15	17	22	28
Not voting at all or unsure who to vote for	10	3	5	3
VBM/Early vote is easier	6	9	14	19
Have a disability	6	6	1	6
Can't get off work/out of town	4	9	4	5
Don't have transportation	0	0	2	1
Do not live where I am registered	0	0	0	0
Miscellaneous	13	16	20	12

Q31. [IF Q27 <> 3] Why do you not plan to vote in person early? [OPEN END]

Weighted N=	163	222	413	167
Unweighted N=	144	204	437	175
Concerned about coronavirus	22	23	23	21
Voting early is not an option where I live	8	5	1	2
Like experience of going on Election Day	7	11	8	5
Have never voted early before	6	3	3	0
Want to avoid lines/crowds/don't have time/ lazy	5	4	10	12
Plan to vote by mail.....	4	6	4	8
Concerned about voter fraud/vote not counting.....	2	6	4	5
Can't get off work	2	2	1	1
Do not live where I am registered/ won't be home	1	1	0	0
Have a disability	1	2	1	2
Don't have transportation	0	2	2	2
Miscellaneous	44	36	46	45

	NORTH -EAST	MID- WEST	SOUTH	WEST
Weighted N=	170	238	533	193
Unweighted N=	149	219	565	200

Q32. For each of the following, please indicate whether you would strongly consider, somewhat consider, not really consider, or not at all consider voting this way in the November election?

[RANDOMIZE LIST]

Sorted by “Strongly consider”

B32c.Vote by mail	49	45	39	48
32a.Vote in person on election day.....	45	39	37	31
A32b.Vote absentee.....	38	44	30	34
32d.Vote in person early	24	23	35	33

a. Vote in person on election day

Strongly consider	45	39	37	31
Somewhat consider.....	13	18	22	19
Not really consider	18	17	21	22
Not at all	17	20	15	23
Not sure.....	5	5	5	5
Consider	59	57	59	50
Not consider	36	38	36	45

b. SSA: Vote absentee

Strongly consider	38	44	30	34
Somewhat consider.....	7	17	22	16
Not really consider	24	11	18	16
Not at all	21	17	19	18
Not sure.....	10	11	11	16
Consider	46	61	51	50
Not consider	45	28	37	34

c. SSB: Vote by mail

Strongly consider	49	45	39	48
Somewhat consider.....	15	11	20	22
Not really consider	7	14	17	10
Not at all	22	26	19	11
Not sure.....	7	4	6	8
Consider	64	57	59	70
Not consider	29	40	36	22

	NORTH -EAST	MID- WEST	SOUTH	WEST
Weighted N=	170	238	533	193
Unweighted N=	149	219	565	200

d. Vote in person early

Strongly consider	24	23	35	33
Somewhat consider.....	25	27	31	24
Not really consider	26	23	17	20
Not at all	18	20	12	17
Not sure.....	6	6	5	6
Consider	49	50	66	57
Not consider	44	44	29	37

Q33. For each of the following, please indicate whether you have EVER voted this way?

[RANDOMIZE LIST]**Sorted by “Voted this way before”**

33a.Vote in person on election day.....	79	84	74	71
B33c.Vote absentee.....	42	37	32	36
A33b.Vote by mail	25	37	33	61
33d.Vote in person early	20	26	58	41

a. In person on person on election day

Yes, I have voted this way before	79	84	74	71
No, I have never voted this way	10	12	21	23
Not sure.....	10	4	6	7

b. **SSA:** Vote by mail

Yes, I have voted this way before	25	37	33	61
No, I have never voted this way	64	58	60	37
Not sure.....	11	6	7	3

c. **SSB:** Vote absentee

Yes, I have voted this way before	42	37	32	36
No, I have never voted this way	47	57	58	52
Not sure.....	10	6	10	12

d. Vote in person early

Yes, I have voted this way before	20	26	58	41
No, I have never voted this way	71	69	37	50
Not sure.....	9	6	5	10

	NORTH -EAST	MID- WEST	SOUTH	WEST
Weighted N=	170	238	533	193
Unweighted N=	149	219	565	200

Q34. Has your interest in voting by mail increased, decreased, or stayed the same as a result of the COVID-19 pandemic?

Increased.....	61	49	45	46
Decreased	8	12	14	11
Stayed the same	27	36	36	38
Not sure.....	5	3	5	6

Q35. Here is a list of reasons that some people have given for voting by mail in the November election. Regardless of how you plan to vote in November, please indicate whether each is a very convincing, somewhat convincing, not too convincing, or not at all convincing reason to you personally to vote by mail?

[RANDOMIZE LIST]

Sorted by “Very convincing”

35b.To avoid contracting COVID-19	59	62	61	59
35c.To avoid spreading COVID-19 to other people	55	57	57	60
35d.To avoid bringing COVID-19 home to my family	55	60	59	62
35e.To vote in a safe environment that keeps me, and my family protected	54	53	57	56
35a.To avoid long lines	38	42	49	51
35i.To be able to research the candidates and ballot initiatives while I fill out my ballot.....	32	29	35	35
35f.To avoid traveling to my polling place	31	29	34	37
35h.To not have to take too much time off of work.....	27	22	30	27
35g.To better balance work, family, and voting	23	26	29	31

	NORTH -EAST	MID- WEST	SOUTH	WEST
Weighted N=	170	238	533	193
Unweighted N=	149	219	565	200

a. To avoid long lines

Very convincing.....	38	42	49	51
Somewhat convincing.....	27	25	21	24
Not too convincing.....	14	13	14	14
Not at all convincing.....	15	17	10	7
Not sure.....	6	4	6	5
Convincing.....	65	66	70	74
Not convincing.....	28	30	24	20

b. To avoid contracting COVID-19

Very convincing.....	59	62	61	59
Somewhat convincing.....	15	16	19	18
Not too convincing.....	9	6	7	12
Not at all convincing.....	10	13	8	7
Not sure.....	7	3	5	4
Convincing.....	75	78	80	77
Not convincing.....	19	19	15	19

c. To avoid spreading COVID-19 to other people

Very convincing.....	55	57	57	60
Somewhat convincing.....	16	16	20	16
Not too convincing.....	10	10	6	11
Not at all convincing.....	11	14	10	6
Not sure.....	7	3	6	7
Convincing.....	71	72	77	76
Not convincing.....	22	24	17	17

d. To avoid bringing COVID-19 home to my family

Very convincing.....	55	60	59	62
Somewhat convincing.....	18	17	20	19
Not too convincing.....	12	8	8	9
Not at all convincing.....	10	11	8	6
Not sure.....	5	4	5	4
Convincing.....	73	77	79	81
Not convincing.....	22	19	17	15

	NORTH -EAST	MID- WEST	SOUTH	WEST
Weighted N=	170	238	533	193
Unweighted N=	149	219	565	200

e. To vote in a safe environment that keeps me, and my family protected

Very convincing.....	54	53	57	56
Somewhat convincing.....	20	20	22	26
Not too convincing.....	10	11	8	7
Not at all convincing.....	10	11	8	5
Not sure.....	6	6	5	7
Convincing.....	74	72	79	81
Not convincing.....	21	22	16	12

f. To avoid traveling to my polling place

Very convincing.....	31	29	34	37
Somewhat convincing.....	20	26	27	25
Not too convincing.....	17	20	17	22
Not at all convincing.....	22	20	15	10
Not sure.....	9	5	7	6
Convincing.....	52	54	61	62
Not convincing.....	39	40	32	32

g. To better balance work, family, and voting

Very convincing.....	23	26	29	31
Somewhat convincing.....	20	22	27	22
Not too convincing.....	25	22	16	20
Not at all convincing.....	24	22	19	18
Not sure.....	9	8	9	9
Convincing.....	42	49	56	53
Not convincing.....	49	43	35	39

h. To not have to take too much time off of work

Very convincing.....	27	22	30	27
Somewhat convincing.....	19	24	24	25
Not too convincing.....	23	23	15	21
Not at all convincing.....	22	25	20	17
Not sure.....	8	6	10	10
Convincing.....	46	47	54	52
Not convincing.....	45	48	36	38

	NORTH -EAST	MID- WEST	SOUTH	WEST
Weighted N=	170	238	533	193
Unweighted N=	149	219	565	200

i. To be able to research the candidates and ballot initiatives while I fill out my ballot

Very convincing	32	29	35	35
Somewhat convincing	23	27	30	28
Not too convincing	20	17	14	14
Not at all convincing	18	19	14	13
Not sure	7	8	7	9
Convincing	55	56	65	63
Not convincing	38	36	28	28

Q36. SSA: How confident are you that your vote in the upcoming election will be counted?

Very confident	44	56	48	51
Somewhat confident	34	31	34	27
Not too confident	13	6	9	9
Not at all confident	5	3	3	6
Not sure	5	5	6	7
Confident	78	87	82	78
Not confident	18	8	12	15

Q37. SSB: How confident are you in the U.S. Postal Service's ability delivering your filled-out ballot to be counted on time?

Very confident	43	23	24	33
Somewhat confident	26	36	37	34
Not too confident	16	16	20	18
Not at all confident	8	18	12	7
Not sure	7	7	7	8
Confident	68	59	61	67
Not confident	24	34	32	25

Q38. How important is it to you to have a fully functioning post office?

Very important	78	78	80	79
Somewhat important	16	12	13	14
Not too important	1	5	3	3
Not at all important	1	2	1	0
Not sure	3	2	3	4
Important	94	91	92	93
Not important	2	7	4	3

	NORTH -EAST	MID- WEST	SOUTH	WEST
Weighted N=	170	238	533	193
Unweighted N=	149	219	565	200

Q39. Here is a list of concerns some voters have shared about the upcoming election. Please indicate whether each of the following scenarios is very concerning, somewhat concerning, not too concerning, or not at all concerning to you personally.

[RANDOMIZE LIST]

Sorted by “Very concerning”

B39f. That President Trump will try to delay the election.....	60	44	49	40
B39p. That poll workers will face health risks at the polls....	54	38	41	36
B39d. That Russia and China will try to interfere in the election	43	34	35	18
B39j. That the ballots in my community will be thrown out or miscounted	42	40	42	29
B39r. That minorities will face intimidation and suppression at the polls	39	37	40	30
B39b. That mail-in ballots will get lost in the mail	38	45	50	31
A39a. That mail-in ballots will not be counted.....	37	45	45	36
B39v. That if I request a mail-in ballot, it will not arrive in time	37	41	41	31
A39o. That the pandemic will decrease voter turnout.....	35	47	43	40
B39n. That lines will be too long because of the pandemic	35	28	40	28
B39l. That we will not know the winner for months due to mail-in ballots coming in late	33	27	38	30
B39h. That illegal immigrants and other people who are not eligible will be able to send in mail-in ballots.....	31	30	26	19
A39u. That mail-in ballots will be sent to the wrong address	31	22	35	25
A39q. That my family and I might be endangered if I vote in-person.....	30	34	39	29
A39c. That foreign countries will try to interfere in the election	29	26	37	22
B39t. That there will be less transportation available for voters to get to the polls	28	29	27	24
A39s. That there will be fewer polling places open.....	28	38	36	26
A39k. That lack of election security will jeopardize the results	27	28	35	28
A39m. That voting machines will be hacked.....	22	27	42	33
A39e. That outdated voting equipment will result in inaccurate or slow counting of ballots	21	23	34	32
A39i. That too many ballots will be invalidated because of voters making mistakes on mail-in ballots.....	19	26	36	25
A39g. That Joe Biden and the Democrats will flood the ballot boxes with fraudulent ballots.....	12	15	21	26

	NORTH -EAST	MID- WEST	SOUTH	WEST
Weighted N=	170	238	533	193
Unweighted N=	149	219	565	200

a. **SSA:** That mail-in ballots will not be counted

Very concerning	37	45	45	36
Somewhat concerning.....	29	26	26	26
Not too concerning	12	18	9	19
Not at all concerning	12	8	9	13
Not sure.....	10	3	11	6
Concerning.....	66	71	71	62
Not concerning	24	26	18	32

b. **SSB:** That mail-in ballots will get lost in the mail

Very concerning	38	45	50	31
Somewhat concerning.....	31	29	24	34
Not too concerning	15	16	13	17
Not at all concerning	9	7	8	12
Not sure.....	7	3	5	5
Concerning.....	70	74	74	66
Not concerning	24	23	21	29

c. **SSA:** That foreign countries will try to interfere in the election

Very concerning	29	26	37	22
Somewhat concerning.....	28	32	22	33
Not too concerning	21	24	17	18
Not at all concerning	9	14	13	18
Not sure.....	13	4	10	9
Concerning.....	57	58	60	55
Not concerning	30	39	30	36

d. **SSB:** That Russia and China will try to interfere in the election

Very concerning	43	34	35	18
Somewhat concerning.....	24	28	24	36
Not too concerning	11	14	18	20
Not at all concerning	11	12	15	20
Not sure.....	10	11	8	7
Concerning.....	67	63	59	54
Not concerning	23	26	33	39

	NORTH -EAST	MID- WEST	SOUTH	WEST
Weighted N=	170	238	533	193
Unweighted N=	149	219	565	200

e. **SSA:** That outdated voting equipment will result in inaccurate or slow counting of ballots

Very concerning	21	23	34	32
Somewhat concerning.....	32	36	29	33
Not too concerning	24	27	15	16
Not at all concerning	11	10	10	9
Not sure.....	12	4	12	10
Concerning.....	53	59	63	65
Not concerning	35	38	25	25

f. **SSB:** That President Trump will try to delay the election

Very concerning	60	44	49	40
Somewhat concerning.....	13	21	18	16
Not too concerning	3	8	10	22
Not at all concerning	20	21	18	17
Not sure.....	4	6	6	4
Concerning.....	73	64	66	56
Not concerning	23	29	28	40

g. **SSA:** That Joe Biden and the Democrats will flood the ballot boxes with fraudulent ballots

Very concerning	12	15	21	26
Somewhat concerning.....	9	7	14	13
Not too concerning	16	24	13	9
Not at all concerning	46	48	42	41
Not sure.....	16	6	10	11
Concerning.....	22	22	35	39
Not concerning	62	72	54	50

h. **SSB:** That illegal immigrants and other people who are not eligible will be able to send in mail-in ballots

Very concerning	31	30	26	19
Somewhat concerning.....	19	11	16	22
Not too concerning	14	17	20	21
Not at all concerning	29	34	30	32
Not sure.....	7	8	8	7
Concerning.....	50	41	42	41
Not concerning	43	52	50	53

	NORTH -EAST	MID- WEST	SOUTH	WEST
Weighted N=	170	238	533	193
Unweighted N=	149	219	565	200

i. **SSA:** That too many ballots will be invalidated because of voters making mistakes on mail-in ballots

Very concerning	19	26	36	25
Somewhat concerning.....	42	31	25	21
Not too concerning	19	28	17	33
Not at all concerning	6	10	11	12
Not sure.....	14	4	11	9
Concerning.....	62	58	61	46
Not concerning	25	38	28	45

j. **SSB:** That the ballots in my community will be thrown out or miscounted

Very concerning	42	40	42	29
Somewhat concerning.....	23	25	30	33
Not too concerning	20	17	11	20
Not at all concerning	8	13	11	12
Not sure.....	7	5	6	6
Concerning.....	65	65	72	62
Not concerning	28	30	22	32

k. **SSA:** That lack of election security will jeopardize the results

Very concerning	27	28	35	28
Somewhat concerning.....	30	24	29	31
Not too concerning	20	28	16	22
Not at all concerning	9	14	11	12
Not sure.....	15	5	10	7
Concerning.....	57	52	64	59
Not concerning	29	43	27	34

l. **SSB:** That we will not know the winner for months due to mail-in ballots coming in late

Very concerning	33	27	38	30
Somewhat concerning.....	26	38	29	32
Not too concerning	16	17	16	26
Not at all concerning	16	12	12	9
Not sure.....	8	7	5	3
Concerning.....	60	65	67	61
Not concerning	32	29	28	36

	NORTH -EAST	MID- WEST	SOUTH	WEST
Weighted N=	170	238	533	193
Unweighted N=	149	219	565	200

m. **SSA:** That voting machines will be hacked

Very concerning	22	27	42	33
Somewhat concerning.....	28	32	24	33
Not too concerning	33	25	17	19
Not at all concerning	5	12	8	11
Not sure.....	13	4	10	5
Concerning.....	49	59	66	66
Not concerning	37	37	25	29

n. **SSB:** That lines will be too long because of the pandemic

Very concerning	35	28	40	28
Somewhat concerning.....	19	33	27	29
Not too concerning	26	18	17	26
Not at all concerning	13	14	10	11
Not sure.....	7	8	5	6
Concerning.....	54	61	67	57
Not concerning	38	32	27	37

o. **SSA:** That the pandemic will decrease voter turnout

Very concerning	35	47	43	40
Somewhat concerning.....	35	28	27	36
Not too concerning	12	16	13	8
Not at all concerning	7	7	6	12
Not sure.....	12	2	10	5
Concerning.....	70	75	70	76
Not concerning	18	23	19	19

p. **SSB:** That poll workers will face health risks at the polls

Very concerning	54	38	41	36
Somewhat concerning.....	28	32	29	32
Not too concerning	8	14	14	21
Not at all concerning	9	11	10	8
Not sure.....	2	5	6	4
Concerning.....	81	70	70	67
Not concerning	16	25	24	29

	NORTH -EAST	MID- WEST	SOUTH	WEST
Weighted N=	170	238	533	193
Unweighted N=	149	219	565	200

q. **SSA:** That my family and I might be endangered if I vote in-person

Very concerning	30	34	39	29
Somewhat concerning.....	27	33	19	24
Not too concerning	11	17	18	16
Not at all concerning	21	15	16	20
Not sure.....	11	2	8	10
Concerning.....	57	67	58	54
Not concerning	33	31	34	36

r. **SSB:** That minorities will face intimidation and suppression at the polls

Very concerning	39	37	40	30
Somewhat concerning.....	17	21	24	24
Not too concerning	22	17	12	20
Not at all concerning	17	20	18	21
Not sure.....	5	6	6	4
Concerning.....	56	57	64	55
Not concerning	39	37	30	41

s. **SSA:** That there will be fewer polling places open

Very concerning	28	38	36	26
Somewhat concerning.....	33	28	28	35
Not too concerning	22	20	16	18
Not at all concerning	3	10	9	11
Not sure.....	13	5	11	9
Concerning.....	61	66	64	62
Not concerning	26	29	25	29

t. **SSB:** That there will be less transportation available for voters to get to the polls

Very concerning	28	29	27	24
Somewhat concerning.....	25	29	31	28
Not too concerning	20	10	17	30
Not at all concerning	19	25	19	13
Not sure.....	8	7	7	5
Concerning.....	53	58	57	52
Not concerning	39	35	36	43

	NORTH -EAST	MID- WEST	SOUTH	WEST
Weighted N=	170	238	533	193
Unweighted N=	149	219	565	200

u. **SSA:** That mail-in ballots will be sent to the wrong address

Very concerning	31	22	35	25
Somewhat concerning.....	23	27	29	25
Not too concerning	22	33	14	24
Not at all concerning	13	15	13	19
Not sure.....	11	4	9	8
Concerning.....	53	49	64	49
Not concerning	35	48	27	43

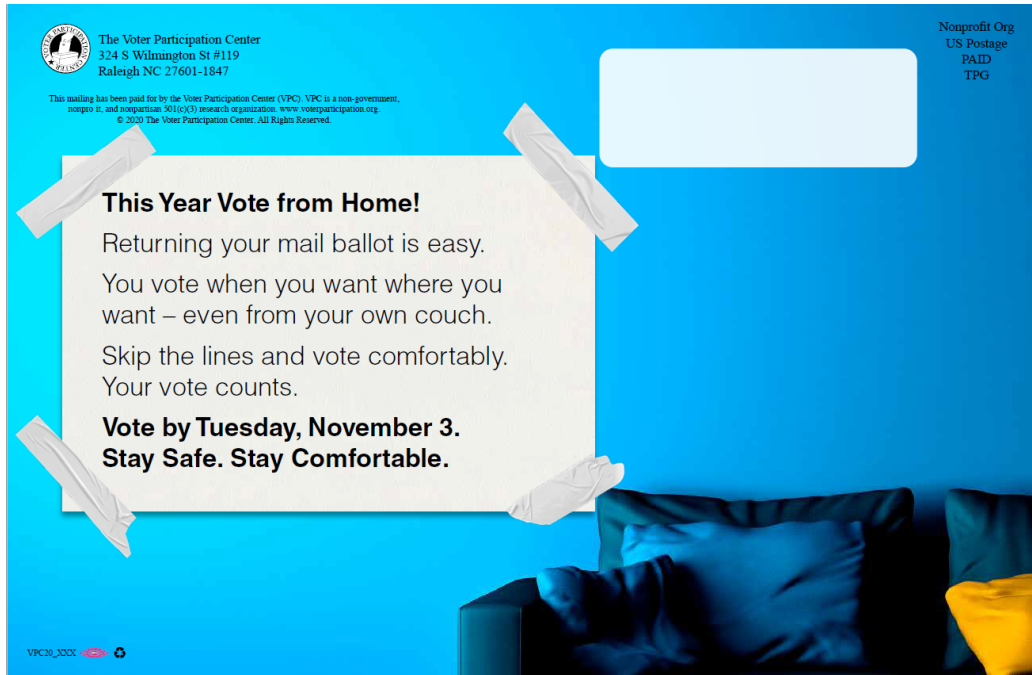
v. **SSB:** That if I request a mail-in ballot, it will not arrive in time

Very concerning	37	41	41	31
Somewhat concerning.....	37	25	33	29
Not too concerning	11	20	10	23
Not at all concerning	12	6	10	12
Not sure.....	4	7	6	4
Concerning.....	73	67	74	60
Not concerning	22	27	20	36

	NORTH -EAST	MID- WEST	SOUTH	WEST
Weighted N=	170	238	533	193
Unweighted N=	149	219	565	200

[ROTATE 40-41, 42-43]

Now you are going to see an image of an envelope that you may receive in the mail. Take a close look at the envelope and indicate how likely you are to open it.




Q40. How likely are you to open this envelope? Use a scale between ZERO to TEN, where ZERO means you are **NOT AT ALL LIKELY** to open this envelope, and TEN means you are **VERY LIKELY** to open this envelope. You can be anywhere in between.

Mean	6.1	6.3	6.1	6.5
10 – Very likely	27	31	28	28
8 - 9	12	16	15	17
6 - 7	14	10	11	10
5	6	8	11	12
1 - 4	14	10	12	9
0 – Not at all likely	12	17	14	12
(Don't know)	15	8	10	12
6 - 10 – Likely	53	57	53	54
5 /DK	21	17	21	25
0 - 4 – Not likely	26	27	26	21

	NORTH -EAST	MID- WEST	SOUTH	WEST
Weighted N=	170	238	533	193
Unweighted N=	149	219	565	200

Now you are going to see a picture that may come in the mail in the same envelope you just saw. I want you to take a close look at the picture.

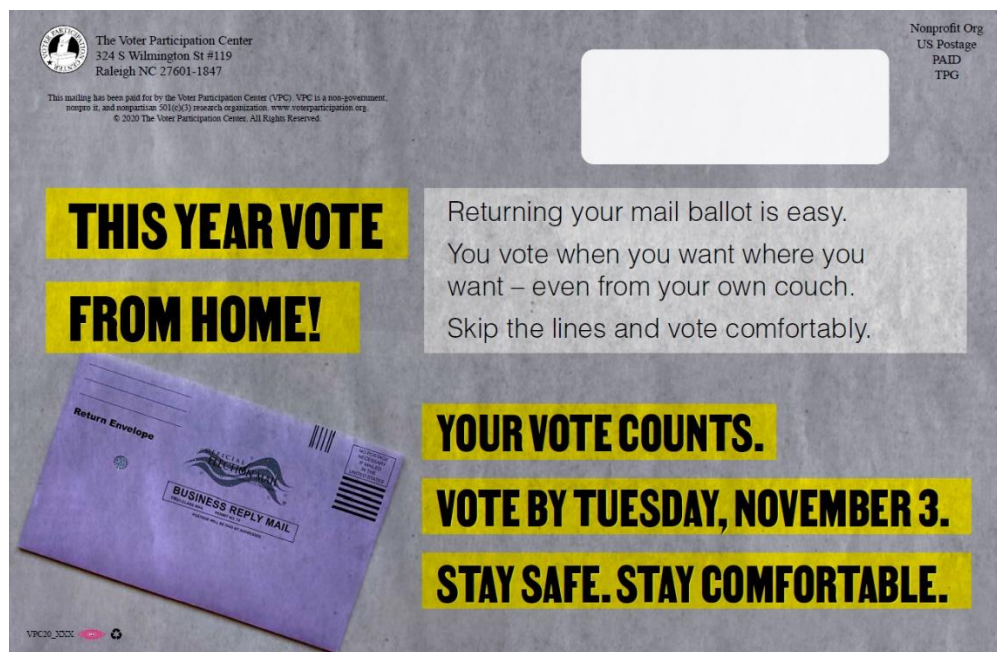


Q41. After looking at this picture, how likely are you to vote by mail? Use a scale between ZERO to TEN, where ZERO means you are NOT AT ALL LIKELY to vote by mail, and TEN means you are VERY LIKELY to vote by mail. You can be anywhere in between.

Mean	5.3	5.3	5.1	5.9
10 – Very likely	19	23	17	24
8 - 9	14	12	15	15
6 - 7	11	10	11	8
5	8	9	10	11
1 - 4	13	21	17	18
0 – Not at all likely	20	18	19	12
(Don't know)	14	7	11	10
6 - 10 – Likely	45	45	43	48
5 /DK	22	16	21	22
0 - 4 – Not likely	33	39	36	31

	NORTH -EAST	MID- WEST	SOUTH	WEST
Weighted N=	170	238	533	193
Unweighted N=	149	219	565	200

Now you are going to see an image of an envelope that you may receive in the mail. Take a close look at the envelope and indicate how likely you are to open it.




Q42. How likely are you to open this envelope? Use a scale between ZERO to TEN, where ZERO means you are **NOT AT ALL LIKELY** to open this envelope, and TEN means you are **VERY LIKELY** to open this envelope. You can be anywhere in between.

Mean	6.5	6.5	6.4	6.7
10 – Very likely	29	33	29	35
8 - 9	16	14	15	10
6 - 7	7	18	12	10
5	4	6	8	12
1 - 4	15	11	12	12
0 – Not at all likely	10	13	13	11
(Don't know)	19	6	11	10
6 - 10 – Likely	52	64	56	55
5 /DK	23	12	19	22
0 - 4 – Not likely	25	24	25	23

	NORTH -EAST	MID- WEST	SOUTH	WEST
Weighted N=	170	238	533	193
Unweighted N=	149	219	565	200

Now you are going to see a picture that may come in the mail in the same envelope you just saw. I want you to take a close look at the picture.



Q43. After reading this letter, how likely are you to vote by mail? Use a scale between ZERO to TEN, where ZERO means you are NOT AT ALL LIKELY to vote by mail, and TEN means you are VERY LIKELY to vote by mail. You can be anywhere in between.

Mean	5.7	5.7	5.9	6.5
10 – Very likely	25	26	24	36
8 - 9	12	12	15	13
6 - 7	7	10	12	7
5	8	16	11	7
1 - 4	18	13	13	11
0 – Not at all likely	15	17	15	15
(Don't know)	15	5	10	11
6 - 10 – Likely	45	49	51	56
5 /DK	23	22	21	18
0 - 4 – Not likely	33	30	27	26

Q44. Some people have said that they are concerned about there being too few ballot-drop boxes available for the November election. Which of the following reasons do you think is the most likely cause for this situation, even if neither is exactly right?

It is deliberate to make it harder for people to vote, especially those in lower-income communities	57	59	54	50
Budget shortfalls make it difficult to create new ballot- drop boxes	23	22	22	21
Not sure	20	19	24	29

	NORTH -EAST	MID- WEST	SOUTH	WEST
Weighted N=	170	238	533	193
Unweighted N=	149	219	565	200

Q45. SSA: Some people have said that they would be more likely to vote by mail if they had more information on the process. For each of the following, please indicate how useful having more information on that aspect of the voting by mail process is in your decision on whether to vote by mail.

[RANDOMIZE LIST]

Sorted by “Very useful”

A45g.How to check that my ballot has been received	58	65	67	65
A45j.How far in advance I need to mail in my ballot	56	66	59	62
A45c.The deadline for mailing a ballot	55	66	61	66
A45e.Where to return my ballot	54	66	62	55
A45h.How to check that my ballot has been counted	53	69	66	66
A45b.The deadline for requesting a ballot	51	71	58	59
A45i.How to check that I am currently registered to vote at my address	46	59	54	59
A45a.How to request a ballot	45	66	60	56
A45d.How much, if any, postage is needed	43	56	52	56
A45f.What kind of signatures, if any, my ballot needs	42	60	53	53

a. How to request a ballot

Very useful	45	66	60	56
Somewhat useful	29	19	21	31
Not too useful	7	5	6	1
Not at all useful	8	5	6	7
Not sure	11	4	7	5
Useful	74	85	81	87
Not useful	15	10	11	8

b. The deadline for requesting a ballot

Very useful	51	71	58	59
Somewhat useful	25	10	23	25
Not too useful	10	10	5	4
Not at all useful	5	6	7	8
Not sure	8	3	7	3
Useful	77	81	81	84
Not useful	15	16	12	13

	NORTH -EAST	MID- WEST	SOUTH	WEST
Weighted N=	170	238	533	193
Unweighted N=	149	219	565	200

c. The deadline for mailing a ballot

Very useful	55	66	61	66
Somewhat useful	21	17	21	21
Not too useful	11	6	5	4
Not at all useful	5	7	6	5
Not sure	8	4	7	4
Useful	76	83	82	87
Not useful	16	13	11	9

d. How much, if any, postage is needed

Very useful	43	56	52	56
Somewhat useful	23	30	26	25
Not too useful	11	4	7	3
Not at all useful	12	7	7	11
Not sure	12	3	7	5
Useful	65	86	79	81
Not useful	23	10	14	14

e. Where to return my ballot

Very useful	54	66	62	55
Somewhat useful	23	17	20	28
Not too useful	7	7	5	4
Not at all useful	3	7	6	8
Not sure	13	3	6	5
Useful	77	83	83	83
Not useful	10	14	11	13

f. What kind of signatures, if any, my ballot needs

Very useful	42	60	53	53
Somewhat useful	25	24	26	29
Not too useful	16	9	7	6
Not at all useful	6	5	6	8
Not sure	11	3	7	5
Useful	67	84	79	82
Not useful	22	14	13	13

	NORTH -EAST	MID- WEST	SOUTH	WEST
Weighted N=	170	238	533	193
Unweighted N=	149	219	565	200

g. How to check that my ballot has been received

Very useful	58	65	67	65
Somewhat useful	20	17	18	23
Not too useful	6	6	4	2
Not at all useful	7	9	5	4
Not sure	10	3	7	6
Useful	77	82	84	88
Not useful	13	15	9	6

h. How to check that my ballot has been counted

Very useful	53	69	66	66
Somewhat useful	22	15	16	26
Not too useful	7	8	6	2
Not at all useful	7	7	6	3
Not sure	11	2	7	3
Useful	75	83	81	92
Not useful	14	14	12	4

i. How to check that I am currently registered to vote at my address

Very useful	46	59	54	59
Somewhat useful	30	19	25	24
Not too useful	7	10	9	4
Not at all useful	8	8	6	8
Not sure	9	5	7	4
Useful	76	78	78	83
Not useful	15	17	15	13

j. How far in advance I need to mail in my ballot

Very useful	56	66	59	62
Somewhat useful	23	21	21	22
Not too useful	6	5	7	6
Not at all useful	7	6	6	7
Not sure	9	3	7	3
Useful	78	87	80	84
Not useful	12	10	13	13

	NORTH -EAST	MID- WEST	SOUTH	WEST
Weighted N=	170	238	533	193
Unweighted N=	149	219	565	200

Q46. SSB: Some people have said that they would be more likely to vote by mail if they had more information on the process. For each of the following, please indicate how sure or unsure you are about that aspect of the voting by mail process.

[RANDOMIZE LIST]

Sorted by “Very sure”

B46i.How to check that I am currently registered to vote at my address	58	49	51	56
B46f.What kind of signatures, if any, my ballot needs	45	39	30	50
B46a.How to request a ballot	43	43	34	40
B46c.The deadline for mailing a ballot	43	34	31	38
B46e.Where to return my ballot	38	33	35	44
B46j.How far in advance I need to mail in my ballot	36	28	27	37
B46b.The deadline for requesting a ballot	32	26	27	34
B46d.How much, if any, postage is needed	32	32	35	37
B46g.How to check that my ballot has been received	31	24	23	29
B46h.How to check that my ballot has been counted	30	20	22	27

a. How to request a ballot

Very sure	43	43	34	40
Somewhat sure	20	18	29	24
Somewhat unsure	20	20	18	20
Very unsure	11	11	9	9
Not sure	7	7	10	8
Sure	63	61	63	63
Not sure	31	32	26	28

b. The deadline for requesting a ballot

Very sure	32	26	27	34
Somewhat sure	31	21	25	28
Somewhat unsure	15	25	20	23
Very unsure	11	19	14	11
Not sure	11	9	14	4
Sure	64	47	52	61
Not sure	26	44	34	35

	NORTH -EAST	MID- WEST	SOUTH	WEST
Weighted N=	170	238	533	193
Unweighted N=	149	219	565	200

c. The deadline for mailing a ballot

Very sure	43	34	31	38
Somewhat sure	20	23	23	31
Somewhat unsure	11	19	21	10
Very unsure	15	16	13	12
Not sure.....	11	8	12	9
Sure.....	62	57	54	69
Not sure.....	26	35	34	22

d. How much, if any, postage is needed

Very sure	32	32	35	37
Somewhat sure	23	23	21	31
Somewhat unsure	24	19	19	13
Very unsure	8	14	10	7
Not sure.....	13	12	15	12
Sure.....	55	55	56	68
Not sure.....	32	33	29	20

e. Where to return my ballot

Very sure	38	33	35	44
Somewhat sure	26	21	24	22
Somewhat unsure	15	23	19	20
Very unsure	11	14	9	10
Not sure.....	9	10	13	5
Sure.....	65	53	59	65
Not sure.....	26	37	28	30

f. What kind of signatures, if any, my ballot needs

Very sure	45	39	30	50
Somewhat sure	20	21	28	21
Somewhat unsure	10	18	18	12
Very unsure	14	9	9	11
Not sure.....	11	14	15	7
Sure.....	66	59	58	70
Not sure.....	24	27	27	23

	NORTH -EAST	MID- WEST	SOUTH	WEST
Weighted N=	170	238	533	193
Unweighted N=	149	219	565	200

g. How to check that my ballot has been received

Very sure	31	24	23	29
Somewhat sure	18	19	17	18
Somewhat unsure	17	20	25	27
Very unsure	22	24	21	19
Not sure.....	13	13	14	8
Sure.....	49	43	40	47
Not sure.....	38	44	46	45

h. How to check that my ballot has been counted

Very sure	30	20	22	27
Somewhat sure	15	17	19	22
Somewhat unsure	25	30	23	27
Very unsure	22	22	24	18
Not sure.....	7	11	13	7
Sure.....	45	37	41	48
Not sure.....	47	52	47	45

i. How to check that I am currently registered to vote at my address

Very sure	58	49	51	56
Somewhat sure	17	23	22	25
Somewhat unsure	9	12	11	8
Very unsure	4	6	5	6
Not sure.....	12	9	11	5
Sure.....	75	72	73	81
Not sure.....	13	19	16	14

j. How far in advance I need to mail in my ballot

Very sure	36	28	27	37
Somewhat sure	19	20	23	28
Somewhat unsure	20	23	23	18
Very unsure	14	17	14	10
Not sure.....	10	12	13	8
Sure.....	55	48	50	64
Not sure.....	34	40	36	28

	NORTH -EAST	MID- WEST	SOUTH	WEST
Weighted N=	170	238	533	193
Unweighted N=	149	219	565	200

Q47. Here is a list of some statements people have made about vote-by-mail. For each, please indicate whether you strongly agree, somewhat agree, somewhat disagree, or strongly disagree with that statement.

[RANDOMIZE LIST]

Sorted by “Strongly agree”

47a. During this pandemic, it is important that voters have different options for ways they can vote so that they can feel safe and protect the health of themselves and their families	61	62	55	61
B47e. Voting by mail is necessary to during this pandemic to make elections accessible for frontline and essential workers who have to quarantine themselves when they're not at work	54	53	42	57
A47b. Increasing access to mail-in ballots can help increase voter turnout by providing an accessible alternative for those unable to get to the polls because of health concerns, disabilities, or lack of transportation	49	60	53	53
A47f. With public transportation being limited in many areas due to the pandemic, it is important that voting by mail be more widespread so people without access to transportation can still have their voices heard	41	57	53	52
B47g. The same people who are pushing for vote-by-mail are the same people who have been protesting without social distancing since June. If they can protest every week without worrying about the pandemic, they can vote in-person	32	22	24	26
B47c. Voting by mail will increase rates of voter fraud and tampering of ballots and will make the election process less reliable	30	23	27	14
A47d. Voting by mail will make it easier for illegal immigrants and other non-eligible people to cast a ballot, making the election process unfair	24	20	26	22

a. During this pandemic, it is important that voters have different options for ways they can vote so that they can feel safe and protect the health of themselves and their families

Strongly agree	61	62	55	61
Somewhat agree	17	17	25	22
Somewhat disagree	7	7	8	7
Strongly disagree	7	8	4	4
Not sure	8	6	8	7
Agree	78	79	81	82
Disagree	14	15	12	10

	NORTH -EAST	MID- WEST	SOUTH	WEST
Weighted N=	170	238	533	193
Unweighted N=	149	219	565	200

- b. **SSA:** Increasing access to mail-in ballots can help increase voter turnout by providing an accessible alternative for those unable to get to the polls because of health concerns, disabilities, or lack of transportation

Strongly agree	49	60	53	53
Somewhat agree	23	14	23	28
Somewhat disagree	9	12	8	7
Strongly disagree	9	5	7	5
Not sure	11	9	9	8
Agree	72	74	76	81
Disagree	18	17	15	12

- c. **SSB:** Voting by mail will increase rates of voter fraud and tampering of ballots and will make the election process less reliable

Strongly agree	30	23	27	14
Somewhat agree	19	17	22	34
Somewhat disagree	15	20	15	17
Strongly disagree	27	30	24	26
Not sure	9	10	13	9
Agree	49	39	49	48
Disagree	42	50	39	43

- d. **SSA:** Voting by mail will make it easier for illegal immigrants and other non-eligible people to cast a ballot, making the election process unfair

Strongly agree	24	20	26	22
Somewhat agree	21	16	21	22
Somewhat disagree	18	19	18	16
Strongly disagree	25	34	23	27
Not sure	12	11	12	12
Agree	45	35	47	44
Disagree	42	53	41	43

	NORTH -EAST	MID- WEST	SOUTH	WEST
Weighted N=	170	238	533	193
Unweighted N=	149	219	565	200

- e. **SSB:** Voting by mail is necessary to during this pandemic to make elections accessible for frontline and essential workers who have to quarantine themselves when they're not at work

Strongly agree	54	53	42	57
Somewhat agree	25	17	31	16
Somewhat disagree	7	12	11	14
Strongly disagree	9	12	8	4
Not sure	6	6	9	10
Agree	79	70	73	73
Disagree	15	25	19	17

- f. **SSA:** With public transportation being limited in many areas due to the pandemic, it is important that voting by mail be more widespread so people without access to transportation can still have their voices heard

Strongly agree	41	57	53	52
Somewhat agree	32	22	25	27
Somewhat disagree	10	13	8	8
Strongly disagree	5	2	6	5
Not sure	11	6	6	8
Agree	73	78	79	79
Disagree	16	16	15	13

- g. **SSB:** The same people who are pushing for vote-by-mail are the same people who have been protesting without social distancing since June. If they can protest every week without worrying about the pandemic, they can vote in-person.

Strongly agree	32	22	24	26
Somewhat agree	16	19	21	23
Somewhat disagree	13	20	14	15
Strongly disagree	28	27	24	21
Not sure	11	12	17	14
Agree	49	41	45	49
Disagree	40	47	38	37

	NORTH -EAST	MID- WEST	SOUTH	WEST
Weighted N=	170	238	533	193
Unweighted N=	149	219	565	200

Q48. Here is a list of reasons that some people have given for voting in-person in the November election. Regardless of how you plan to vote in November, please indicate whether each is a very convincing, somewhat convincing, not too convincing, or not at all convincing reason to you personally to vote in-person?

[RANDOMIZE LIST]

Sorted by “Very convincing”

48a.To see my ballot being counted	49	43	49	39
48c.To avoid the risk of making a mistake on my mail-in ballot	33	34	39	25
48b.To have the community experience	27	20	25	16
a. To see my ballot being counted				
Very convincing	49	43	49	39
Somewhat convincing	28	26	25	31
Not too convincing.....	8	14	12	13
Not at all convincing	5	13	7	9
Not sure.....	10	4	8	8
Convincing.....	77	69	74	71
Not convincing.....	13	27	18	22
b. To have the community experience				
Very convincing	27	20	25	16
Somewhat convincing	23	25	29	27
Not too convincing.....	20	27	21	29
Not at all convincing	22	23	17	20
Not sure.....	8	6	8	8
Convincing.....	50	45	54	44
Not convincing.....	42	50	38	48
c. To avoid the risk of making a mistake on my mail-in ballot				
Very convincing	33	34	39	25
Somewhat convincing	26	26	27	27
Not too convincing.....	24	19	16	27
Not at all convincing	10	14	11	15
Not sure.....	7	6	7	6
Convincing.....	59	61	65	52
Not convincing.....	33	33	27	42

	NORTH -EAST	MID- WEST	SOUTH	WEST
Weighted N=	170	238	533	193
Unweighted N=	149	219	565	200

Q49. Here is a list of some statements people have made about vote-by-mail. For each, please indicate whether that is a very convincing, somewhat convincing, not too convincing, or not at all convincing reason to vote by mail.

[RANDOMIZE LIST]

Sorted by “Very convincing”

49a. Voter fraud is extremely rare with mail-in ballots, with less than 0.0001% of cases of voter fraud being reported with mail-in ballots over the past two decades	41	43	35	41
49b. Five states already conduct their elections entirely by mail and have not reported any major incidences of fraud.....	41	42	40	43
49c. States that have recently expanded access to voting by mail have seen record turnout in their elections	40	45	40	39
49d. Studies have shown that vote-by-mail does not favor one party over the other	35	39	35	40

- a. Voter fraud is extremely rare with mail-in ballots, with less than 0.0001% of cases of voter fraud being reported with mail-in ballots over the past two decades. Some even say it is safer than in-person voting because paper ballots cannot be hacked.

Very convincing	41	43	35	41
Somewhat convincing	27	23	28	25
Not too convincing.....	15	13	14	13
Not at all convincing	10	14	12	11
Not sure.....	7	7	11	9
Convincing.....	68	66	63	66
Not convincing.....	25	27	26	24

- b. Five states already conduct their elections entirely by mail and have not reported any major incidences of fraud, tampering, or votes being miscounted.

Very convincing	41	42	40	43
Somewhat convincing	24	26	27	27
Not too convincing.....	19	11	14	12
Not at all convincing	7	12	8	7
Not sure.....	9	8	11	10
Convincing.....	65	68	67	71
Not convincing.....	26	23	22	19

	NORTH -EAST	MID- WEST	SOUTH	WEST
Weighted N=	170	238	533	193
Unweighted N=	149	219	565	200

- c. States that have recently expanded access to voting by mail have seen record turnout in their elections, drastically increasing the number of registered voters who are able to cast a ballot.

Very convincing	40	45	40	39
Somewhat convincing	30	26	28	32
Not too convincing.....	11	11	13	9
Not at all convincing	8	8	8	9
Not sure.....	11	10	11	12
Convincing.....	70	71	68	71
Not convincing.....	19	19	22	17

- d. Studies have shown that vote-by-mail does not favor one party over the other. Parties are virtually equal in the percentages of who votes, and both red and blue states have implemented vote-by-mail systems

Very convincing	35	39	35	40
Somewhat convincing	31	29	28	29
Not too convincing.....	17	13	15	14
Not at all convincing	7	12	11	8
Not sure.....	9	7	11	9
Convincing.....	66	68	63	69
Not convincing.....	25	25	26	22

Q50. SSA: Which of the following comes closer to your opinion, even if neither is exactly right? **[RANDOMIZE]**

Voting by mail is a necessary option in the November election to keep voters safe and healthy and make sure the pandemic does not prevent us from making our voices heard	62	68	62	68
Voting by mail will make the election less fair, with ballots lost and uncounted, especially among minority communities	27	23	26	23
Not sure.....	11	9	13	9

Q51. SSB: In your opinion, what is the greater risk when it comes to the upcoming election? **[RANDOMIZE]**

That in-person voting will worsen and extend the pandemic by creating long lines that make social distancing impossible	56	48	51	59
The voting by mail will increase voter fraud and the likelihood that ballots won't be counted.....	34	36	38	24
Not sure.....	9	16	11	17

	NORTH -EAST	MID- WEST	SOUTH	WEST
Weighted N=	170	238	533	193
Unweighted N=	149	219	565	200

The remaining questions are for statistical purposes only.

Q52. Generally speaking, do you think of yourself as a Democrat, a Republican, an independent or something else?

Q53. {IF Q52 = DEMOCRAT:} Do you consider yourself a strong or a not-so-strong Democrat?

Q54. {IF Q52 = REPUBLICAN:} Do you consider yourself a strong or a not-so-strong Republican?

Q55. {IF Q52 = INDEPENDENT:} Would you say you lean more towards the Republicans or more towards the Democrats?

Strong Democrat	38	38	42	27
Not-so-strong Democrat	13	15	12	10
Independent - lean Democrat	7	9	8	9
Democrat	58	62	62	47
Independent	8	9	9	9
Republican	27	25	24	35
Independent - lean Republican	3	5	3	11
Not-so-strong Republican	6	8	8	9
Strong Republican	18	13	13	14
Something else	3	1	3	5
Other	0	0	0	0
Prefer not to answer	4	2	2	5

Q56. In the 2016 election for President, which candidate did you vote for **[ROTATE]**

_Democrat Hillary Clinton

_Republican Donald Trump

Clinton	43	47	50	41
Trump	26	24	22	29
Other candidate	7	8	7	10
I did not vote in that race	16	17	15	16
Not sure	4	0	3	1
Prefer not to say	4	4	3	2

Q57. Have you moved and changed your address since January 2017?

Yes	31	30	36	42
No	67	68	61	57
Not sure	3	2	3	1

Q58. Do you have any children under the age of 18 living at home with you?

Yes	36	28	38	40
No	63	70	60	60
Prefer not to answer	1	2	2	1

	NORTH -EAST	MID- WEST	SOUTH	WEST
Weighted N=	170	238	533	193
Unweighted N=	149	219	565	200

Q59. How would you describe the area in which you live?

Large city.....	26	25	28	37
Smaller city.....	15	20	18	13
Suburb near a city.....	38	30	35	35
Small town.....	9	12	7	8
Rural area.....	12	12	12	7