

**Voter Behavior Survey
Voter Participation Center
A survey of 1,133 registered voters among unmarried women under age 55 and women of color
AZ, FL, GA, NC, MI, MN, NV, PA, WI, CO, IA, ME, NH, and NM
August 2020**

	TOTAL	DEM	IND /DK	REP
Weighted N=	1133	664	103	298
Unweighted N=	1133	704	93	274

Q1. Please indicate your gender. [TERMINATE IF NOT PUNCH 2]

Man	0	0	0	0
Woman	100	100	100	100
Non-binary	0	0	0	0
Prefer not to answer	0	0	0	0
Woman of color	61	68	55	46
Unmarried & under 55	66	64	74	67
Both women of color & unmarried & under 55	27	32	29	13
Only a woman of color	34	36	26	33
Only unmarried & under 55	39	32	45	54

Q2. What is your age?

Age

18-29 years	34	34	27	34
30-39 years	19	19	20	15
40-49 years	19	16	28	22
50-64 years	20	20	21	22
65 and older	8	10	4	6
18-24 years	18	20	17	13
25-29 years	16	14	10	22
30-34 years	10	10	9	8
35-39 years	9	9	11	8
40-44 years	9	9	13	9
45-49 years	10	8	15	13
50-54 years	11	9	16	14
55-59 years	6	6	3	6
60-64 years	4	5	2	2
65-69 years	5	6	3	3
70-74 years	3	4	0	2
75 and older	1	1	1	0
(Don't know /Refused)	0	0	0	0

	TOTAL	DEM	IND /DK	REP
Weighted N=	1133	664	103	298
Unweighted N=	1133	704	93	274

**Q3. In which state do you live? [PULLDOWN LIST]
[TERMINATE IF NOT AZ, FL, GA, NC, MI, MN, NV, PA, WI, CO, IA, ME, NH, and NM]**

Region

Northeast.....	15	15	14	15
Midwest.....	21	22	22	20
South.....	47	49	48	42
West.....	17	14	17	22

Q4. Are you married, unmarried with a partner, single, separated, divorced, or widowed?

Married.....	23	21	24	27
Unmarried with Partner.....	18	16	19	20
Single.....	40	45	33	33
Separated.....	4	3	9	3
Divorced.....	10	10	11	13
Widowed.....	4	4	4	4
Prefer not to answer.....	1	0	0	0

Q5. Just to make sure we have a representative sample, please choose one or more of these racial or ethnic groups that you identify with. [RANDOMIZE CHOICES] [TERMINATE IF (Q2 >54, Q5= ONLY 1,7) or (Q4 = 1, AND Q5= ONLY 1,7)]

Select all that apply

White or Caucasian.....	39	32	45	54
Black or African American.....	34	46	30	10
Latino/Latina or Hispanic.....	21	19	16	25
Asian American or Pacific Islander.....	4	4	5	3
Native American.....	4	2	10	6
Middle Eastern.....	1	1	0	1
None of these/Other.....	2	1	1	4

Q6. Are you registered to vote at your current address? [TERMINATE IF ANSWER=2,3]

Yes.....	100	100	100	100
No.....	[TERMINATE]			
Not sure.....	[TERMINATE]			

	TOTAL	DEM	IND /DK	REP
Weighted N=	1133	664	103	298
Unweighted N=	1133	704	93	274

Q7. What is the last year of schooling that you have completed?

High School Graduate or less	25	23	26	28
Post-HS	45	45	49	43
College graduate or post-grad	30	32	24	29
1st -11th Grade	3	2	3	3
High School Graduate	22	20	23	26
Vocational or technical school.....	4	4	4	3
Some college but no degree	25	25	28	22
Associate degree	16	16	17	17
4-year college graduate or bachelor’s degree	20	23	16	19
Graduate School or advanced degree	9	10	8	10
(Refused).....	0	0	0	0

Q8. How likely are you to vote in the November election for President, U.S. Senate and Congress, State Senate and State House, and other offices? Are you almost certain to vote, will you probably vote, are the chances about 50-50, or are you probably not going to vote?

Almost Certain.....	75	80	55	78
Probably	11	10	14	11
50 - 50	10	8	19	8
Probably not	2	1	8	1
Not sure.....	2	0	4	1

Q9. Some people feel very motivated to vote in the November general election for President, U.S. Congress, and other offices, while others don't feel motivated at all. How about you – using a scale from ZERO to TEN, please tell me how motivated you are to vote in the November election. TEN means you are VERY motivated to vote, and ZERO means you are NOT AT ALL motivated to vote. You can use any number in between.

Mean	8.6	8.8	7.3	8.8
10 – Very motivated	58	63	37	59
8 - 9	16	16	22	16
6 - 7	8	8	5	7
5	5	4	9	4
1 - 4	4	3	6	4
0 – Not at all motivated	3	2	9	1
Not sure.....	7	4	12	9
6 - 10 – Motivated	82	87	64	83
5 /NS	12	8	21	13
0 - 4 – Not motivated.....	7	5	15	5

	TOTAL	DEM	IND /DK	REP
Weighted N=	1133	664	103	298
Unweighted N=	1133	704	93	274

Q10. Which of the following comes closer to your opinion, even if neither is exactly right? **[RANDOMIZE]**

Voting is the most important thing we can do as citizens to make our voices heard and the most effective way to create change in our communities	56	53	48	71
Voting is just one tool we can use to make change in our communities, but must be accompanied by protesting, petitioning, contacting elected leaders, and getting involved locally.....	38	44	42	24
Not sure.....	6	4	10	5

Q11. Regardless of how motivated you feel to vote in November, what is the most important reason to you personally to vote in the upcoming election? **[RANDOMIZE]**

To change politics and the direction of the country	22	28	19	11
To elect people who will do a good job	18	15	16	26
To vote bad people out of office.....	15	19	14	7
To stand up for the issues I care about.....	13	12	11	16
To make my voice heard.....	11	9	10	15
To do my civic duty	8	6	14	11
To change politics and the direction of my state.....	4	4	4	6
To make a difference for my family.....	3	3	4	2
To feel like part of a community	2	1	3	3
Not sure.....	4	2	5	3

	TOTAL	DEM	IND /DK	REP
Weighted N=	1133	664	103	298
Unweighted N=	1133	704	93	274

Q12. Here is a list some people, groups, and things. For each, please indicate whether you have a very favorable, somewhat favorable, somewhat unfavorable, or very unfavorable impression of that person, group, or idea

[RANDOMIZE LIST]

Sorted by “Very favorable”

12q.Barack Obama	55	78	38	12
12r.Michelle Obama	54	78	31	13
12t.The U.S. Postal Service	51	61	45	35
12l.The Black Lives Matter Movement	46	63	29	18
12o.Early voting in person.....	43	51	22	36
A12m.Vote-by-mail.....	40	56	25	15
B12n.Vote-by-absentee	38	52	16	19
12i.The #MeToo Movement	36	48	18	17
12g.Democrats in Congress.....	36	54	4	7
12b.Joe Biden	32	50	14	7
12c.Kamala Harris.....	30	47	9	5
12p.Bernie Sanders	30	44	9	7
12e.Nancy Pelosi	23	35	8	4
12d.Alexandria Ocasio-Cortez	19	28	6	6
12a.Donald Trump	16	3	14	49
A12j.Defund the police	15	21	2	6
B12k.Abolish the police.....	11	15	7	7
12h.Republicans in Congress	11	2	6	33
12s.The Green Party	8	11	4	5
12f.Mitch McConnell.....	4	4	1	8

	TOTAL	DEM	IND /DK	REP
Weighted N=	1133	664	103	298
Unweighted N=	1133	704	93	274

a. Donald Trump

Very Favorable	16	3	14	49
Somewhat Favorable	11	4	14	28
Somewhat Unfavorable	8	7	15	8
Very Unfavorable	55	79	44	10
No Opinion	7	5	12	5
Never Heard	2	2	2	0
Favorable	28	7	28	77
Unfavorable	64	86	59	18

b. Joe Biden

Very Favorable	32	50	14	7
Somewhat Favorable	24	32	21	8
Somewhat Unfavorable	12	9	18	15
Very Unfavorable	22	5	25	60
No Opinion	8	3	22	9
Never Heard	1	1	0	1
Favorable	57	82	35	15
Unfavorable	34	14	43	75

c. Kamala Harris

Very Favorable	30	47	9	5
Somewhat Favorable	21	25	20	12
Somewhat Unfavorable	8	7	9	11
Very Unfavorable	17	5	18	46
No Opinion	18	11	34	22
Never Heard	6	4	10	4
Favorable	51	72	29	17
Unfavorable	26	12	27	57

d. Alexandria Ocasio-Cortez

Very Favorable	19	28	6	6
Somewhat Favorable	17	22	13	8
Somewhat Unfavorable	7	6	4	8
Very Unfavorable	15	5	15	37
No Opinion	25	21	37	26
Never Heard	17	17	26	15
Favorable	36	50	19	14
Unfavorable	21	12	18	45

	TOTAL	DEM	IND /DK	REP
Weighted N=	1133	664	103	298
Unweighted N=	1133	704	93	274

e. Nancy Pelosi

Very Favorable	23	35	8	4
Somewhat Favorable	19	26	12	7
Somewhat Unfavorable	11	11	17	10
Very Unfavorable	26	9	29	63
No Opinion	16	15	27	12
Never Heard	5	4	8	4
Favorable	42	61	19	12
Unfavorable	37	20	46	73

f. Mitch McConnell

Very Favorable	4	4	1	8
Somewhat Favorable	12	9	8	22
Somewhat Unfavorable	12	12	14	14
Very Unfavorable	29	40	18	12
No Opinion	30	26	40	33
Never Heard	12	10	18	10
Favorable	16	12	9	30
Unfavorable	41	51	32	26

g. **SSA:** Democrats in Congress

Very Favorable	36	54	4	7
Somewhat Favorable	25	32	17	15
Somewhat Unfavorable	10	5	26	15
Very Unfavorable	17	3	14	54
No Opinion	11	4	36	9
Never Heard	1	1	3	0
Favorable	61	86	21	22
Unfavorable	28	8	40	69

h. **SSB:** Republicans in Congress

Very Favorable	11	2	6	33
Somewhat Favorable	16	7	9	42
Somewhat Unfavorable	21	26	28	9
Very Unfavorable	37	56	23	6
No Opinion	13	8	33	9
Never Heard	1	1	1	0
Favorable	27	9	16	75
Unfavorable	59	82	51	16

	TOTAL	DEM	IND /DK	REP
Weighted N=	1133	664	103	298
Unweighted N=	1133	704	93	274

i. The #MeToo Movement

Very Favorable	36	48	18	17
Somewhat Favorable	22	24	19	21
Somewhat Unfavorable	10	7	12	16
Very Unfavorable	9	4	12	20
No Opinion	15	10	28	16
Never Heard	8	7	11	10
Favorable	58	72	36	38
Unfavorable	19	11	25	36

j. **SSA:** Defund the police

Very Favorable	15	21	2	6
Somewhat Favorable	22	28	16	12
Somewhat Unfavorable	12	16	10	4
Very Unfavorable	34	22	39	63
No Opinion	16	13	27	13
Never Heard	1	1	6	1
Favorable	37	49	18	18
Unfavorable	46	38	49	67

k. **SSB:** Abolish the police

Very Favorable	11	15	7	7
Somewhat Favorable	13	15	8	9
Somewhat Unfavorable	17	24	17	6
Very Unfavorable	42	30	49	67
No Opinion	13	12	19	8
Never Heard	4	5	0	4
Favorable	24	30	15	16
Unfavorable	59	54	66	72

l. The Black Lives Matter Movement

Very Favorable	46	63	29	18
Somewhat Favorable	18	19	21	14
Somewhat Unfavorable	9	7	11	14
Very Unfavorable	16	5	22	42
No Opinion	10	6	17	12
Never Heard	1	1	0	1
Favorable	64	82	50	32
Unfavorable	26	12	33	56

	TOTAL	DEM	IND /DK	REP
Weighted N=	1133	664	103	298
Unweighted N=	1133	704	93	274

m. **SSA:** Vote-by-mail

Very Favorable	40	56	25	15
Somewhat Favorable	22	22	29	22
Somewhat Unfavorable	12	8	13	17
Very Unfavorable	15	8	8	35
No Opinion	10	6	25	11
Never Heard	1	1	0	1
Favorable	63	77	54	37
Unfavorable	26	16	21	52

n. **SSB:** Vote-by-absentee

Very Favorable	38	52	16	19
Somewhat Favorable	24	24	26	25
Somewhat Unfavorable	9	6	13	13
Very Unfavorable	10	5	14	21
No Opinion	16	11	28	17
Never Heard	3	2	3	4
Favorable	63	76	42	44
Unfavorable	19	11	27	34

o. Early voting in person

Very Favorable	43	51	22	36
Somewhat Favorable	30	30	32	32
Somewhat Unfavorable	8	6	16	9
Very Unfavorable	5	4	4	7
No Opinion	13	8	26	14
Never Heard	1	1	0	1
Favorable	73	81	54	68
Unfavorable	13	10	21	16

p. Bernie Sanders

Very Favorable	30	44	9	7
Somewhat Favorable	25	32	28	8
Somewhat Unfavorable	10	8	14	15
Very Unfavorable	19	4	18	54
No Opinion	15	10	29	16
Never Heard	1	1	2	1
Favorable	54	77	37	15
Unfavorable	29	12	32	68

	TOTAL	DEM	IND /DK	REP
Weighted N=	1133	664	103	298
Unweighted N=	1133	704	93	274

q. Barack Obama

Very Favorable	55	78	38	12
Somewhat Favorable	15	14	19	15
Somewhat Unfavorable	8	3	15	18
Very Unfavorable	16	3	13	46
No Opinion	7	3	14	9
Never Heard	0	0	0	0
Favorable	69	92	57	27
Unfavorable	24	5	29	64

r. Michelle Obama

Very Favorable	54	78	31	13
Somewhat Favorable	16	14	26	17
Somewhat Unfavorable	6	2	8	15
Very Unfavorable	16	2	18	44
No Opinion	7	2	16	11
Never Heard	1	1	1	0
Favorable	70	92	57	30
Unfavorable	22	5	26	59

s. The Green Party

Very Favorable	8	11	4	5
Somewhat Favorable	16	18	14	12
Somewhat Unfavorable	11	11	11	11
Very Unfavorable	9	6	7	17
No Opinion	43	41	52	41
Never Heard	13	13	12	13
Favorable	24	29	18	18
Unfavorable	20	17	18	28

t. The U.S. Postal Service

Very Favorable	51	61	45	35
Somewhat Favorable	25	24	18	31
Somewhat Unfavorable	9	7	11	12
Very Unfavorable	4	3	7	7
No Opinion	10	5	18	15
Never Heard	1	1	0	0
Favorable	76	85	64	66
Unfavorable	13	9	18	19

	TOTAL	DEM	IND /DK	REP
Weighted N=	1133	664	103	298
Unweighted N=	1133	704	93	274

Q13. Here is a list of some emotions people have said they are feeling about voting in the November election. Please indicate the top two emotions that you personally are feeling about voting in the upcoming election. Select multiple

Hopeful	46	51	38	42
Committed	33	37	23	32
Excited.....	20	21	8	26
Frustrated	20	20	17	18
Unsure.....	14	12	26	13
Powerful	13	15	7	12
Discouraged	9	8	13	10
Angry	7	7	11	4
Indifferent	7	4	15	7
Confused	4	3	6	4
Not powerful	4	3	5	5
Not sure.....	5	3	6	6

Q14. If the general election for U.S. Congress were held today, would you vote for **[RANDOMIZE]** _the DEMOCRAT or _the REPUBLICAN?

Q15. [IF Q14 = 1-2] Would you say you support that candidate strongly or not so strongly?

Q16. [IF Q14 = 3] If you had to choose, toward whom would you lean?

Democrat strongly	46	74	15	3
Democrat not so strongly	13	18	9	2
Lean Democrat.....	2	3	4	0
Republican strongly.....	19	1	9	66
Republican not so strongly.....	6	2	3	19
Lean Republican	2	0	4	4
Undecided - No firm preference at this time	7	1	45	4
Other: SPECIFY: _____	2	0	9	0
Prefer not to answer.....	2	0	2	0
Democrat.....	61	95	28	6
Republican	28	4	16	90

	TOTAL	DEM	IND /DK	REP
Weighted N=	1133	664	103	298
Unweighted N=	1133	704	93	274

Q17. SSA: If the general election for U.S. President were held today and the candidates were: [RANDOMIZE] Democrat Joe Biden OR Republican Donald Trump for whom would you vote?

Q18. SSA: [IF Q17 = 1-2] Would you say you support that candidate strongly or not so strongly?

Q19. SSA: [IF Q17 = 3] If you had to choose, toward whom would you lean?

Biden strongly	48	73	27	7
Biden not so strongly.....	13	17	5	3
Lean Biden	2	2	4	0
Trump strongly	23	3	19	71
Trump not so strongly	5	1	10	14
Lean Trump	1	1	2	2
Undecided - No firm preference at this time	6	1	31	3
Other: SPECIFY: _____	1	1	2	0
Prefer not to answer.....	2	1	0	0
Biden	62	92	36	10
Trump.....	29	5	31	87

Q20. SSA: [IF Q17 = 1 or 19 = 1] And would you say you are voting FOR Joe Biden or AGAINST Donald Trump?

Weighted N=	352	308	18	15
Unweighted N=	359	326	11	16
For Biden.....	56	60	43	23
Against Trump.....	42	40	41	66
Not sure.....	2	0	16	12

Q21. SSA: [IF Q17 = 2 or 19 = 2] And would you say you are voting FOR Donald Trump or AGAINST Joe Biden?

Weighted N=	166	16	15	131
Unweighted N=	154	22	11	119
For Trump.....	76	65	58	80
Against Biden	21	21	37	20
Not sure.....	3	14	5	0

	TOTAL	DEM	IND /DK	REP
Weighted N=	1133	664	103	298
Unweighted N=	1133	704	93	274

Q22. SSB: If the general election for U.S. President and Vice President were held today and the candidates were: [RANDOMIZE] Democrats Joe Biden and Kamala Harris OR Republicans Donald Trump and Mike Pence for whom would you vote?

Q23. SSB: [IF Q22 = 1-2] Would you say you support that ticket strongly or not so strongly?

Q24. SSB: [IF Q22 = 3] If you had to choose, toward whom would you lean?

Biden/Harris strongly	51	78	27	9
Biden/Harris not so strongly	11	12	17	3
Lean Biden/Harris	1	1	0	1
Trump/Pence strongly	22	3	17	66
Trump/Pence not so strongly	5	1	6	13
Lean Trump/Pence.....	1	0	0	3
Undecided - No firm preference at this time	6	2	29	2
Other: SPECIFY: _____	1	0	0	1
Prefer not to answer.....	3	1	3	2
Biden/Harris	63	91	44	12
Trump/Pence.....	28	5	24	82

Q25. SSB: [IF Q22 = 1 or 24 = 1] And would you say you are voting FOR Joe Biden and Kamala Harris or AGAINST Donald Trump and Mike Pence?

Weighted N=	354	301	23	18
Unweighted N=	350	305	19	13

For Biden/Harris	62	65	42	63
Against Trump/Pence.....	36	33	53	37
Not sure.....	2	2	5	0

Q26. SSB: [IF Q22 = 2 or 24 = 2] And would you say you are voting FOR Donald Trump and Mike Pence or AGAINST Joe Biden and Kamala Harris?

Weighted N=	156	16	13	121
Unweighted N=	151	19	11	115

For Trump/Pence	75	59	73	79
Against Biden/Harris	21	41	27	17
Not sure.....	4	0	0	5

	TOTAL	DEM	IND /DK	REP
Weighted N=	1133	664	103	298
Unweighted N=	1133	704	93	274

17-19/22-24.PRESIDENTIAL BALLOT COMBINED

Biden/Harris strongly	49	75	27	8
Biden/Harris not so strongly	12	15	11	3
Lean Biden/Harris	2	2	2	1
Trump/Pence strongly	22	3	18	69
Trump/Pence not so strongly	5	1	8	13
Lean Trump/Pence.....	1	0	1	2
Undecided - No firm preference at this time	6	2	30	3
Other: SPECIFY: _____	1	1	1	1
Prefer not to answer.....	3	1	2	1
Biden/Harris	62	92	40	11
Trump/Pence.....	28	5	27	85

Q20/25. COMBINED And would you say you are voting FOR Joe Biden and Kamala Harris or AGAINST Donald Trump and Mike Pence?

For Biden/Harris	59	63	42	44
Against Trump/Pence.....	39	36	48	50
Not sure.....	2	1	10	5

Q21/26. COMBINED And would you say you are voting FOR Donald Trump and Mike Pence or AGAINST Joe Biden and Kamala Harris?

For Trump/Pence	76	62	65	79
Against Biden/Harris	21	31	32	18
Not sure.....	3	7	3	2

Q27. In the November 2020 election, do you plan to vote in person on election day, vote by mail, or vote in person early?

Vote in person on election day.....	35	26	32	58
Vote by mail	39	49	29	22
Vote in person early	15	17	9	11
I do not plan to vote.....	2	1	6	3
Not sure.....	10	7	24	7

	TOTAL	DEM	IND /DK	REP
Weighted N=	1133	664	103	298
Unweighted N=	1133	704	93	274

Q28. Why did you choose that way? [OPEN END]

	Weighted N=	1133	664	103	298
	Unweighted N=	1133	704	93	274
Coronavirus/Safety.....	25	31	17	13	
To know my ballot is counted.....	17	14	14	23	
The ease/convenience.....	11	11	10	13	
I've always voted this way.....	8	7	13	11	
To avoid crowds and lines.....	5	7	3	4	
Not physically able to go in person.....	5	7	4	2	
Miscellaneous.....	36	32	46	39	

Q29. [IF Q27 <> 2] Why do you not plan to vote by mail? [OPEN END]

	Weighted N=	694	340	73	234
	Unweighted N=	686	365	64	214
Too much room for error.....	13	11	16	15	
Worried about fraud.....	11	7	19	17	
General distrust.....	9	6	5	14	
Worried ballot won't be counted.....	8	9	7	7	
Like going in person.....	8	9	5	7	
Don't trust the USPS.....	7	11	0	4	
Worried about delays in the mail.....	6	7	5	5	
Difficult to vote by mail.....	3	3	7	3	
Want to make sure my vote is counted.....	3	3	1	2	
Not necessary.....	3	3	3	3	
Have never voted by mail before.....	2	4	0	1	
Miscellaneous.....	34	35	37	28	

	TOTAL	DEM	IND /DK	REP
Weighted N=	1133	664	103	298
Unweighted N=	1133	704	93	274

Q30. [IF Q27 <> 1] Why do you not plan to vote in person on election day? [OPEN END]

	Weighted N=	741	489	70	124
	Unweighted N=	743	512	67	113
Concerned about coronavirus	44	50	40	31	
Want to avoid lines and crowds	21	22	16	23	
VBM/Early vote is easier	13	14	6	16	
Can't get off work/out of town	5	4	4	7	
Not voting at all or unsure who to vote for	5	4	11	2	
Have a disability	4	4	6	3	
Don't have transportation	1	1	0	3	
Do not live where I am registered	0	0	0	0	
Miscellaneous	17	12	23	23	

Q31. [IF Q27 <> 3] Why do you not plan to vote in person early? [OPEN END]

	Weighted N=	966	550	93	266
	Unweighted N=	960	582	84	241
Concerned about coronavirus	22	28	21	10	
Want to avoid lines/crowds/don't have time/lazy	8	9	9	7	
Like experience of going on Election Day	8	5	3	17	
Plan to vote by mail.....	5	6	2	4	
Concerned about voter fraud/vote not counting.....	4	3	4	7	
Voting early is not an option where I live	3	3	5	3	
Have never voted early before	3	3	3	2	
Don't have transportation	2	2	0	1	
Have a disability	2	2	2	1	
Can't get off work	1	1	3	1	
Do not live where I am registered/ won't be home	1	1	0	1	
Miscellaneous	43	39	47	47	

	TOTAL	DEM	IND /DK	REP
Weighted N=	1133	664	103	298
Unweighted N=	1133	704	93	274

Q32. For each of the following, please indicate whether you would strongly consider, somewhat consider, not really consider, or not at all consider voting this way in the November election?

[RANDOMIZE LIST]

Sorted by “Strongly consider”

	TOTAL	DEM	IND /DK	REP
B32c.Vote by mail	43	56	23	26
32a.Vote in person on election day.....	38	32	33	56
A32b.Vote absentee.....	35	44	27	23
32d.Vote in person early	30	34	20	27

a. Vote in person on election day

	TOTAL	DEM	IND /DK	REP
Strongly consider	38	32	33	56
Somewhat consider.....	19	20	23	18
Not really consider	20	23	16	14
Not at all	18	22	15	8
Not sure.....	5	3	12	4
Consider	57	52	56	74
Not consider	38	45	31	22

b. SSA: Vote absentee

	TOTAL	DEM	IND /DK	REP
Strongly consider	35	44	27	23
Somewhat consider.....	18	17	24	15
Not really consider	17	17	14	19
Not at all	19	12	20	29
Not sure.....	12	9	14	14
Consider	52	61	51	38
Not consider	36	30	34	48

c. SSB: Vote by mail

	TOTAL	DEM	IND /DK	REP
Strongly consider	43	56	23	26
Somewhat consider.....	18	16	15	22
Not really consider	14	16	21	9
Not at all	19	10	32	39
Not sure.....	6	3	10	5
Consider	61	72	38	48
Not consider	33	25	52	47

	TOTAL	DEM	IND /DK	REP
Weighted N=	1133	664	103	298
Unweighted N=	1133	704	93	274

d. Vote in person early

Strongly consider	30	34	20	27
Somewhat consider.....	29	28	29	34
Not really consider	20	20	21	21
Not at all	15	15	19	15
Not sure.....	6	4	11	4
Consider	59	62	49	61
Not consider	36	35	40	36

Q33. For each of the following, please indicate whether you have EVER voted this way?

[RANDOMIZE LIST]

Sorted by “Voted this way before”

33a.Vote in person on election day.....	76	80	71	74
33d.Vote in person early	42	48	39	35
A33b.Vote by mail	37	41	35	31
B33c.Vote absentee.....	35	38	17	38

a. In person on person on election day

Yes, I have voted this way before	76	80	71	74
No, I have never voted this way	18	16	18	21
Not sure.....	6	4	12	5

b. **SSA:** Vote by mail

Yes, I have voted this way before	37	41	35	31
No, I have never voted this way	56	53	51	64
Not sure.....	7	5	14	5

c. **SSB:** Vote absentee

Yes, I have voted this way before	35	38	17	38
No, I have never voted this way	55	54	65	55
Not sure.....	10	7	19	7

d. Vote in person early

Yes, I have voted this way before	42	48	39	35
No, I have never voted this way	51	48	51	58
Not sure.....	7	4	10	7

	TOTAL	DEM	IND /DK	REP
Weighted N=	1133	664	103	298
Unweighted N=	1133	704	93	274

Q34. Has your interest in voting by mail increased, decreased, or stayed the same as a result of the COVID-19 pandemic?

Increased.....	48	61	31	27
Decreased	12	9	12	19
Stayed the same	35	27	50	47
Not sure.....	5	3	7	7

Q35. Here is a list of reasons that some people have given for voting by mail in the November election. Regardless of how you plan to vote in November, please indicate whether each is a very convincing, somewhat convincing, not too convincing, or not at all convincing reason to you personally to vote by mail?

[RANDOMIZE LIST]

Sorted by “Very convincing”

35b.To avoid contracting COVID-19	61	74	51	35
35d.To avoid bringing COVID-19 home to my family	59	71	50	35
35c.To avoid spreading COVID-19 to other people	57	69	51	36
35e.To vote in a safe environment that keeps me, and my family protected	55	67	48	34
35a.To avoid long lines	46	56	38	28
35i.To be able to research the candidates and ballot initiatives while I fill out my ballot.....	33	40	26	23
35f.To avoid traveling to my polling place	33	39	27	21
35g.To better balance work, family, and voting	28	33	24	18
35h.To not have to take too much time off of work.....	28	33	24	19

	TOTAL	DEM	IND /DK	REP
Weighted N=	1133	664	103	298
Unweighted N=	1133	704	93	274

a. To avoid long lines

Very convincing.....	46	56	38	28
Somewhat convincing.....	23	22	21	27
Not too convincing.....	14	12	18	18
Not at all convincing.....	12	7	9	23
Not sure.....	6	3	13	5
Convincing.....	69	78	59	55
Not convincing.....	25	19	28	41

b. To avoid contracting COVID-19

Very convincing.....	61	74	51	35
Somewhat convincing.....	18	16	22	22
Not too convincing.....	8	4	5	18
Not at all convincing.....	9	3	11	21
Not sure.....	5	2	11	4
Convincing.....	78	90	73	57
Not convincing.....	17	8	16	39

c. To avoid spreading COVID-19 to other people

Very convincing.....	57	69	51	36
Somewhat convincing.....	18	17	21	21
Not too convincing.....	9	6	5	17
Not at all convincing.....	10	5	12	21
Not sure.....	6	3	11	5
Convincing.....	75	86	71	57
Not convincing.....	19	11	18	38

d. To avoid bringing COVID-19 home to my family

Very convincing.....	59	71	50	35
Somewhat convincing.....	19	18	25	23
Not too convincing.....	9	6	7	17
Not at all convincing.....	9	4	8	20
Not sure.....	4	2	10	4
Convincing.....	78	88	75	58
Not convincing.....	18	10	15	38

	TOTAL	DEM	IND /DK	REP
Weighted N=	1133	664	103	298
Unweighted N=	1133	704	93	274

e. To vote in a safe environment that keeps me, and my family protected

Very convincing.....	55	67	48	34
Somewhat convincing.....	22	20	24	26
Not too convincing.....	9	7	10	15
Not at all convincing.....	8	4	7	19
Not sure.....	6	3	11	6
Convincing.....	77	87	72	60
Not convincing.....	17	11	16	34

f. To avoid traveling to my polling place

Very convincing.....	33	39	27	21
Somewhat convincing.....	25	27	31	23
Not too convincing.....	18	19	14	22
Not at all convincing.....	16	11	15	28
Not sure.....	7	4	14	6
Convincing.....	58	66	57	44
Not convincing.....	35	30	29	50

g. To better balance work, family, and voting

Very convincing.....	28	33	24	18
Somewhat convincing.....	24	26	18	24
Not too convincing.....	19	18	20	23
Not at all convincing.....	20	17	20	28
Not sure.....	9	6	18	7
Convincing.....	52	60	41	43
Not convincing.....	39	34	40	51

h. To not have to take too much time off of work

Very convincing.....	28	33	24	19
Somewhat convincing.....	23	24	24	23
Not too convincing.....	19	18	15	23
Not at all convincing.....	21	19	21	28
Not sure.....	9	7	16	7
Convincing.....	51	57	48	42
Not convincing.....	40	36	36	51

	TOTAL	DEM	IND /DK	REP
Weighted N=	1133	664	103	298
Unweighted N=	1133	704	93	274

i. To be able to research the candidates and ballot initiatives while I fill out my ballot

Very convincing.....	33	40	26	23
Somewhat convincing.....	28	28	32	28
Not too convincing.....	16	15	11	21
Not at all convincing.....	15	12	19	22
Not sure.....	7	6	11	5
Convincing.....	61	68	58	52
Not convincing.....	31	27	30	43

Q36. SSA: How confident are you that your vote in the upcoming election will be counted?

Very confident.....	49	53	30	51
Somewhat confident.....	32	30	42	38
Not too confident.....	9	11	10	4
Not at all confident.....	4	3	8	3
Not sure.....	6	4	11	4
Confident.....	82	83	72	89
Not confident.....	13	14	18	7

Q37. SSB: How confident are you in the U.S. Postal Service’s ability delivering your filled-out ballot to be counted on time?

Very confident.....	28	34	14	21
Somewhat confident.....	35	34	36	35
Not too confident.....	18	17	23	22
Not at all confident.....	12	8	18	18
Not sure.....	7	6	9	4
Confident.....	63	69	50	56
Not confident.....	30	25	41	40

Q38. How important is it to you to have a fully functioning post office?

Very important.....	79	86	72	67
Somewhat important.....	13	10	15	22
Not too important.....	3	2	5	5
Not at all important.....	1	0	2	3
Not sure.....	3	2	7	3
Important.....	93	96	87	89
Not important.....	4	2	7	8

	TOTAL	DEM	IND /DK	REP
Weighted N=	1133	664	103	298
Unweighted N=	1133	704	93	274

Q39. Here is a list of concerns some voters have shared about the upcoming election. Please indicate whether each of the following scenarios is very concerning, somewhat concerning, not too concerning, or not at all concerning to you personally.

[RANDOMIZE LIST]

Sorted by “Very concerning”

B39f. That President Trump will try to delay the election.....	48	66	29	14
B39b. That mail-in ballots will get lost in the mail	44	47	39	41
A39a. That mail-in ballots will not be counted.....	42	44	29	43
A39o. That the pandemic will decrease voter turnout.....	42	49	36	33
B39p. That poll workers will face health risks at the polls....	41	50	36	22
B39j. That the ballots in my community will be thrown out or miscounted	39	38	36	40
B39v. That if I request a mail-in ballot, it will not arrive in time	39	40	41	36
B39r. That minorities will face intimidation and suppression at the polls.....	37	48	26	17
A39q. That my family and I might be endangered if I vote in-person.....	35	40	25	27
B39n. That lines will be too long because of the pandemic	35	40	35	21
A39m. That voting machines will be hacked.....	34	38	26	30
A39s. That there will be fewer polling places open.....	34	41	22	23
B39l. That we will not know the winner for months due to mail-in ballots coming in late	33	32	25	40
B39d. That Russia and China will try to interfere in the election	33	40	26	24
A39c. That foreign countries will try to interfere in the election	31	37	19	24
A39k. That lack of election security will jeopardize the results	31	31	19	36
A39u. That mail-in ballots will be sent to the wrong address	30	31	15	34
A39i. That too many ballots will be invalidated because of voters making mistakes on mail-in ballots.....	30	29	18	36
A39e. That outdated voting equipment will result in inaccurate or slow counting of ballots	29	30	28	28
B39t. That there will be less transportation available for voters to get to the polls	27	29	27	21
B39h. That illegal immigrants and other people who are not eligible will be able to send in mail-in ballots.....	26	16	31	49
A39g. That Joe Biden and the Democrats will flood the ballot boxes with fraudulent ballots.....	19	9	8	47

	TOTAL	DEM	IND /DK	REP
Weighted N=	1133	664	103	298
Unweighted N=	1133	704	93	274

a. **SSA:** That mail-in ballots will not be counted

Very concerning	42	44	29	43
Somewhat concerning.....	26	30	20	25
Not too concerning	13	11	17	17
Not at all concerning	10	11	19	6
Not sure.....	8	4	14	9
Concerning.....	69	74	50	67
Not concerning	23	22	36	24

b. **SSB:** That mail-in ballots will get lost in the mail

Very concerning	44	47	39	41
Somewhat concerning.....	28	27	29	34
Not too concerning	14	14	21	15
Not at all concerning	9	10	1	7
Not sure.....	5	3	10	3
Concerning.....	72	74	68	75
Not concerning	23	23	22	21

c. **SSA:** That foreign countries will try to interfere in the election

Very concerning	31	37	19	24
Somewhat concerning.....	27	28	19	26
Not too concerning	19	18	17	25
Not at all concerning	14	12	20	16
Not sure.....	9	4	26	9
Concerning.....	58	66	37	50
Not concerning	33	30	37	41

d. **SSB:** That Russia and China will try to interfere in the election

Very concerning	33	40	26	24
Somewhat concerning.....	27	27	22	33
Not too concerning	17	16	22	18
Not at all concerning	15	10	20	19
Not sure.....	9	7	10	6
Concerning.....	60	67	49	56
Not concerning	31	26	42	37

	TOTAL	DEM	IND /DK	REP
Weighted N=	1133	664	103	298
Unweighted N=	1133	704	93	274

e. **SSA:** That outdated voting equipment will result in inaccurate or slow counting of ballots

Very concerning	29	30	28	28
Somewhat concerning.....	32	35	14	37
Not too concerning	19	19	16	18
Not at all concerning	10	10	19	9
Not sure.....	10	5	24	8
Concerning.....	61	65	41	64
Not concerning	29	30	34	27

f. **SSB:** That President Trump will try to delay the election

Very concerning	48	66	29	14
Somewhat concerning.....	17	18	24	16
Not too concerning	11	8	8	19
Not at all concerning	19	5	30	45
Not sure.....	6	3	10	6
Concerning.....	65	84	52	30
Not concerning	29	13	38	65

g. **SSA:** That Joe Biden and the Democrats will flood the ballot boxes with fraudulent ballots

Very concerning	19	9	8	47
Somewhat concerning.....	12	11	20	13
Not too concerning	15	14	18	17
Not at all concerning	44	61	27	13
Not sure.....	10	5	26	10
Concerning.....	31	20	28	61
Not concerning	58	75	46	30

h. **SSB:** That illegal immigrants and other people who are not eligible will be able to send in mail-in ballots

Very concerning	26	16	31	49
Somewhat concerning.....	17	15	10	23
Not too concerning	19	24	19	9
Not at all concerning	31	39	30	13
Not sure.....	8	6	10	6
Concerning.....	43	30	41	72
Not concerning	50	63	49	22

	TOTAL	DEM	IND /DK	REP
Weighted N=	1133	664	103	298
Unweighted N=	1133	704	93	274

i. **SSA:** That too many ballots will be invalidated because of voters making mistakes on mail-in ballots

Very concerning	30	29	18	36
Somewhat concerning.....	28	30	24	28
Not too concerning	22	25	27	17
Not at all concerning	10	11	14	8
Not sure.....	10	6	17	10
Concerning.....	58	59	42	65
Not concerning	32	35	41	25

j. **SSB:** That the ballots in my community will be thrown out or miscounted

Very concerning	39	38	36	40
Somewhat concerning.....	28	31	18	31
Not too concerning	15	16	21	15
Not at all concerning	11	11	13	10
Not sure.....	6	5	11	4
Concerning.....	68	69	55	71
Not concerning	26	26	34	25

k. **SSA:** That lack of election security will jeopardize the results

Very concerning	31	31	19	36
Somewhat concerning.....	28	29	22	32
Not too concerning	20	22	19	15
Not at all concerning	12	11	22	10
Not sure.....	9	6	18	6
Concerning.....	59	61	41	69
Not concerning	32	33	41	25

l. **SSB:** That we will not know the winner for months due to mail-in ballots coming in late

Very concerning	33	32	25	40
Somewhat concerning.....	31	28	28	39
Not too concerning	18	23	19	9
Not at all concerning	12	13	18	7
Not sure.....	6	4	9	5
Concerning.....	64	60	53	79
Not concerning	30	36	38	16

	TOTAL	DEM	IND /DK	REP
Weighted N=	1133	664	103	298
Unweighted N=	1133	704	93	274

m. **SSA:** That voting machines will be hacked

Very concerning	34	38	26	30
Somewhat concerning.....	28	30	23	28
Not too concerning	21	19	27	25
Not at all concerning	9	10	5	9
Not sure.....	8	5	20	7
Concerning.....	62	67	48	58
Not concerning	30	28	32	35

n. **SSB:** That lines will be too long because of the pandemic

Very concerning	35	40	35	21
Somewhat concerning.....	28	31	19	25
Not too concerning	20	17	24	28
Not at all concerning	12	8	14	21
Not sure.....	6	5	8	5
Concerning.....	62	71	54	46
Not concerning	32	24	38	49

o. **SSA:** That the pandemic will decrease voter turnout

Very concerning	42	49	36	33
Somewhat concerning.....	30	29	29	33
Not too concerning	13	12	6	17
Not at all concerning	7	6	13	9
Not sure.....	8	4	18	8
Concerning.....	72	78	64	66
Not concerning	20	18	18	26

p. **SSB:** That poll workers will face health risks at the polls

Very concerning	41	50	36	22
Somewhat concerning.....	30	31	30	31
Not too concerning	14	12	12	21
Not at all concerning	10	3	15	23
Not sure.....	5	3	8	3
Concerning.....	71	82	65	53
Not concerning	24	15	27	43

	TOTAL	DEM	IND /DK	REP
Weighted N=	1133	664	103	298
Unweighted N=	1133	704	93	274

q. **SSA:** That my family and I might be endangered if I vote in-person

Very concerning	35	40	25	27
Somewhat concerning.....	24	28	22	20
Not too concerning	17	14	20	21
Not at all concerning	17	14	22	26
Not sure.....	7	5	11	5
Concerning.....	59	68	46	48
Not concerning	34	27	42	47

r. **SSB:** That minorities will face intimidation and suppression at the polls

Very concerning	37	48	26	17
Somewhat concerning.....	22	23	21	23
Not too concerning	16	15	24	16
Not at all concerning	19	11	18	39
Not sure.....	6	3	11	5
Concerning.....	60	71	48	40
Not concerning	35	26	42	55

s. **SSA:** That there will be fewer polling places open

Very concerning	34	41	22	23
Somewhat concerning.....	30	30	25	35
Not too concerning	18	16	22	23
Not at all concerning	9	7	15	11
Not sure.....	10	6	16	9
Concerning.....	64	71	47	58
Not concerning	27	23	36	33

t. **SSB:** That there will be less transportation available for voters to get to the polls

Very concerning	27	29	27	21
Somewhat concerning.....	29	34	22	22
Not too concerning	18	18	22	20
Not at all concerning	19	15	17	30
Not sure.....	7	5	12	6
Concerning.....	56	63	49	43
Not concerning	37	32	39	51

	TOTAL	DEM	IND /DK	REP
Weighted N=	1133	664	103	298
Unweighted N=	1133	704	93	274

u. **SSA:** That mail-in ballots will be sent to the wrong address

Very concerning	30	31	15	34
Somewhat concerning.....	27	25	45	26
Not too concerning	21	22	12	22
Not at all concerning	15	18	11	10
Not sure.....	8	4	17	7
Concerning.....	57	56	60	61
Not concerning	36	40	23	32

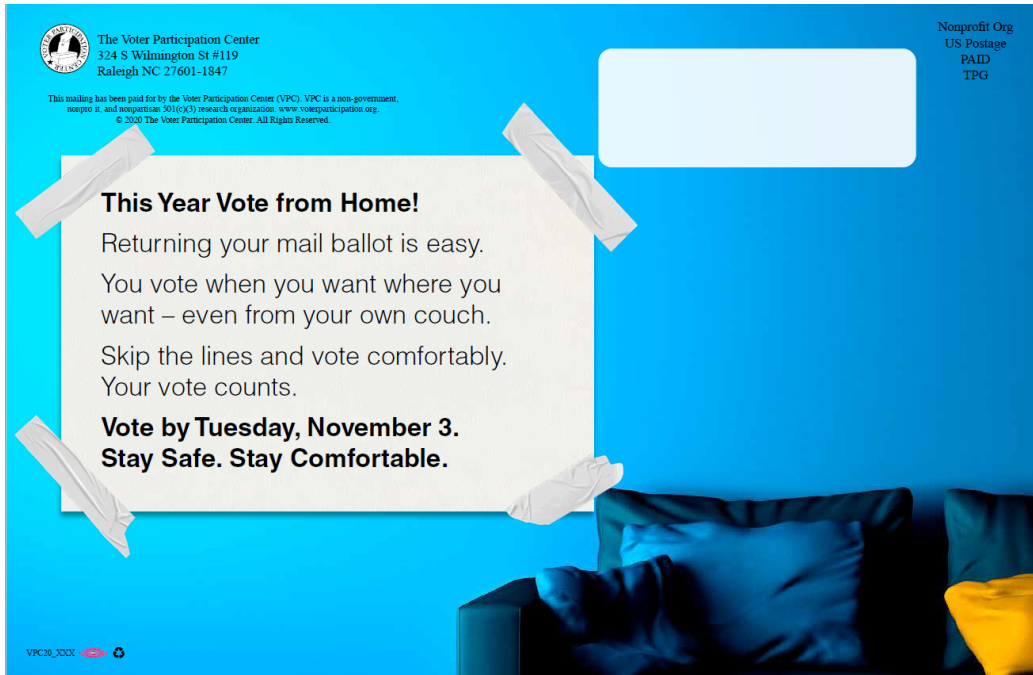
v. **SSB:** That if I request a mail-in ballot, it will not arrive in time

Very concerning	39	40	41	36
Somewhat concerning.....	31	32	20	36
Not too concerning	15	14	21	14
Not at all concerning	10	10	10	9
Not sure.....	6	3	8	5
Concerning.....	70	72	61	72
Not concerning	24	24	31	23

	TOTAL	DEM	IND /DK	REP
Weighted N=	1133	664	103	298
Unweighted N=	1133	704	93	274

[ROTATE 40-41, 42-43]

Now you are going to see an image of an envelope that you may receive in the mail. Take a close look at the envelope and indicate how likely you are to open it.

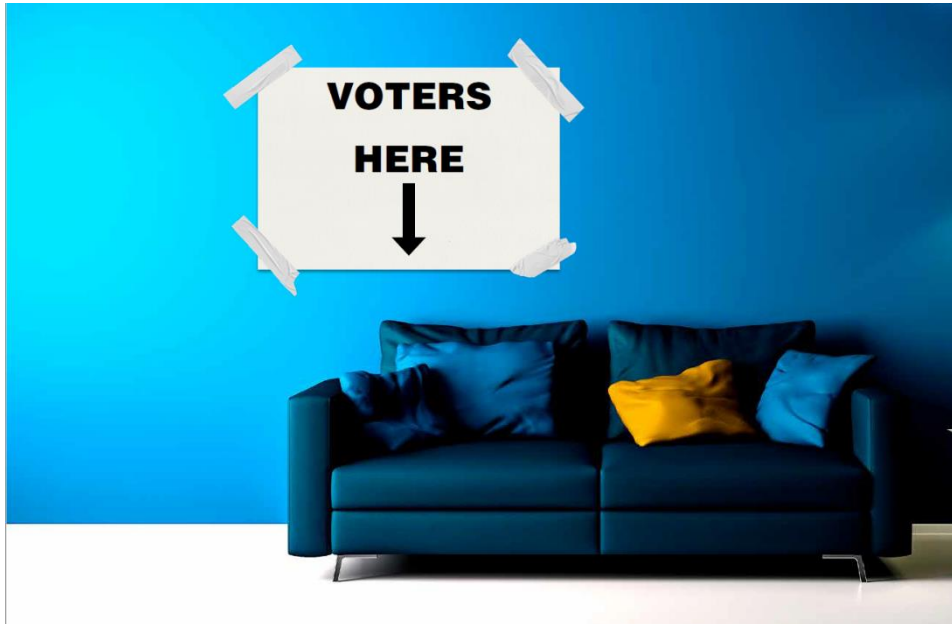


Q40. How likely are you to open this envelope? Use a scale between ZERO to TEN, where ZERO means you are **NOT AT ALL LIKELY** to open this envelope, and TEN means you are **VERY LIKELY** to open this envelope. You can be anywhere in between.

Mean	6.2	7.1	6.1	4.6
10 – Very likely	28	35	27	17
8 - 9	15	16	14	12
6 - 7	11	13	6	9
5	10	10	10	10
1 - 4	12	9	12	16
0 – Not at all likely	14	8	14	26
(Don't know)	11	8	18	11
6 - 10 – Likely	54	65	46	38
5 /DK	20	18	29	20
0 - 4 – Not likely	26	18	25	42

	TOTAL	DEM	IND /DK	REP
Weighted N=	1133	664	103	298
Unweighted N=	1133	704	93	274

Now you are going to see a picture that may come in the mail in the same envelope you just saw. I want you to take a close look at the picture.

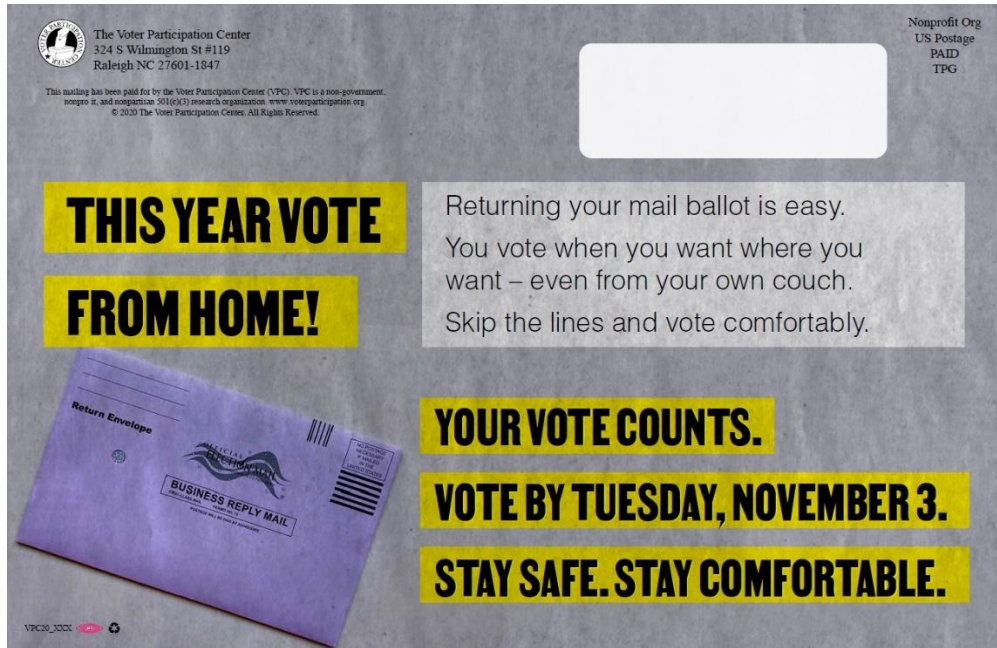


Q41. After looking at this picture, how likely are you to vote by mail? Use a scale between ZERO to TEN, where ZERO means you are NOT AT ALL LIKELY to vote by mail, and TEN means you are VERY LIKELY to vote by mail. You can be anywhere in between.

Mean	5.3	6.2	4.5	3.8
10 – Very likely	20	27	15	9
8 - 9	14	16	7	13
6 - 7	10	11	9	9
5	10	10	13	6
1 - 4	18	16	13	22
0 – Not at all likely	18	12	21	31
(Don't know)	10	8	22	10
6 - 10 – Likely	44	54	30	31
5 /DK	20	18	36	16
0 - 4 – Not likely	36	28	35	52

	TOTAL	DEM	IND /DK	REP
Weighted N=	1133	664	103	298
Unweighted N=	1133	704	93	274

Now you are going to see an image of an envelope that you may receive in the mail. Take a close look at the envelope and indicate how likely you are to open it.




Q42. How likely are you to open this envelope? Use a scale between ZERO to TEN, where ZERO means you are **NOT AT ALL LIKELY** to open this envelope, and TEN means you are **VERY LIKELY** to open this envelope. You can be anywhere in between.

Mean	6.5	7.3	6.5	4.8
10 – Very likely	31	38	29	19
8 - 9	14	16	12	10
6 - 7	12	14	10	12
5	8	8	9	6
1 - 4	12	11	8	16
0 – Not at all likely	12	6	12	24
(Don't know)	11	8	20	12
6 - 10 – Likely	57	68	51	41
5 /DK	19	16	29	18
0 - 4 – Not likely	24	17	20	41

	TOTAL	DEM	IND /DK	REP
Weighted N=	1133	664	103	298
Unweighted N=	1133	704	93	274

Now you are going to see a picture that may come in the mail in the same envelope you just saw. I want you to take a close look at the picture.



Q43. After reading this letter, how likely are you to vote by mail? Use a scale between ZERO to TEN, where ZERO means you are NOT AT ALL LIKELY to vote by mail, and TEN means you are VERY LIKELY to vote by mail. You can be anywhere in between.

Mean	6.0	7.0	4.9	4.2
10 – Very likely	27	34	19	14
8 - 9	14	17	7	10
6 - 7	10	12	8	8
5	11	11	12	12
1 - 4	13	11	18	16
0 – Not at all likely	15	8	17	30
(Don't know)	10	7	18	10
6 - 10 – Likely	51	63	34	32
5 /DK	21	18	30	22
0 - 4 – Not likely	28	19	35	46

Q44. Some people have said that they are concerned about there being too few ballot-drop boxes available for the November election. Which of the following reasons do you think is the most likely cause for this situation, even if neither is exactly right?

It is deliberate to make it harder for people to vote, especially those in lower-income communities	55	68	41	33
Budget shortfalls make it difficult to create new ballot-drop boxes	22	19	14	34
Not sure	23	13	45	33

	TOTAL	DEM	IND /DK	REP
Weighted N=	1133	664	103	298
Unweighted N=	1133	704	93	274

Q45. SSA: Some people have said that they would be more likely to vote by mail if they had more information on the process. For each of the following, please indicate how useful having more information on that aspect of the voting by mail process is in your decision on whether to vote by mail.

[RANDOMIZE LIST]

Sorted by “Very useful”

A45g.How to check that my ballot has been received	65	76	52	49
A45h.How to check that my ballot has been counted	64	73	58	52
A45c.The deadline for mailing a ballot.....	62	71	50	50
A45e.Where to return my ballot	61	72	47	44
A45j.How far in advance I need to mail in my ballot	60	73	47	40
A45b.The deadline for requesting a ballot	60	71	56	42
A45a.How to request a ballot.....	58	70	47	39
A45i.How to check that I am currently registered to vote at my address	55	65	50	38
A45f.What kind of signatures, if any, my ballot needs	53	62	44	41
A45d.How much, if any, postage is needed.....	52	61	47	40

a. How to request a ballot

Very useful	58	70	47	39
Somewhat useful.....	24	20	22	34
Not too useful	5	5	10	4
Not at all useful	6	1	11	15
Not sure.....	7	4	10	9
Useful	82	90	69	73
Not useful	11	6	21	18

b. The deadline for requesting a ballot

Very useful	60	71	56	42
Somewhat useful.....	21	18	24	26
Not too useful	7	6	6	9
Not at all useful	7	3	4	15
Not sure.....	6	2	10	7
Useful	81	90	80	68
Not useful	13	8	10	25

	TOTAL	DEM	IND /DK	REP
Weighted N=	1133	664	103	298
Unweighted N=	1133	704	93	274

c. The deadline for mailing a ballot

Very useful	62	71	50	50
Somewhat useful.....	20	18	26	24
Not too useful	6	6	8	8
Not at all useful	6	2	6	11
Not sure.....	6	3	10	7
Useful	82	89	76	73
Not useful	12	8	14	19

d. How much, if any, postage is needed

Very useful	52	61	47	40
Somewhat useful.....	26	25	30	29
Not too useful	6	5	7	8
Not at all useful	8	4	7	15
Not sure.....	7	4	10	8
Useful	79	86	77	69
Not useful	15	10	13	23

e. Where to return my ballot

Very useful	61	72	47	44
Somewhat useful.....	21	18	26	30
Not too useful	6	6	12	5
Not at all useful	6	2	6	13
Not sure.....	6	3	10	8
Useful	82	90	73	74
Not useful	12	7	18	18

f. What kind of signatures, if any, my ballot needs

Very useful	53	62	44	41
Somewhat useful.....	26	26	28	26
Not too useful	8	7	10	11
Not at all useful	6	3	7	12
Not sure.....	6	3	11	9
Useful	79	88	72	68
Not useful	15	10	17	23

	TOTAL	DEM	IND /DK	REP
Weighted N=	1133	664	103	298
Unweighted N=	1133	704	93	274

g. How to check that my ballot has been received

Very useful	65	76	52	49
Somewhat useful.....	19	14	25	27
Not too useful	4	5	5	3
Not at all useful	6	2	7	14
Not sure.....	6	3	10	7
Useful	83	90	77	77
Not useful	11	7	13	16

h. How to check that my ballot has been counted

Very useful	64	73	58	52
Somewhat useful.....	18	16	21	25
Not too useful	6	6	6	6
Not at all useful	6	2	6	11
Not sure.....	6	4	9	6
Useful	83	88	79	77
Not useful	11	8	12	17

i. How to check that I am currently registered to vote at my address

Very useful	55	65	50	38
Somewhat useful.....	24	21	18	33
Not too useful	8	8	10	7
Not at all useful	7	3	12	13
Not sure.....	6	2	10	9
Useful	79	87	68	71
Not useful	15	11	22	20

j. How far in advance I need to mail in my ballot

Very useful	60	73	47	40
Somewhat useful.....	21	16	29	33
Not too useful	6	6	10	7
Not at all useful	6	2	4	13
Not sure.....	6	3	10	7
Useful	82	90	76	73
Not useful	12	8	14	20

	TOTAL	DEM	IND /DK	REP
Weighted N=	1133	664	103	298
Unweighted N=	1133	704	93	274

Q46. SSB: Some people have said that they would be more likely to vote by mail if they had more information on the process. For each of the following, please indicate how sure or unsure you are about that aspect of the voting by mail process.

[RANDOMIZE LIST]

Sorted by “Very sure”

B46i.How to check that I am currently registered to vote at my address	52	58	41	47
B46a.How to request a ballot	38	43	34	34
B46f.What kind of signatures, if any, my ballot needs	38	41	24	35
B46e.Where to return my ballot	37	42	28	30
B46c.The deadline for mailing a ballot.....	34	39	33	30
B46d.How much, if any, postage is needed.....	34	38	26	30
B46j.How far in advance I need to mail in my ballot	30	35	17	27
B46b.The deadline for requesting a ballot	29	33	19	25
B46g.How to check that my ballot has been received	26	27	18	27
B46h.How to check that my ballot has been counted	23	23	14	28

a. How to request a ballot

Very sure	38	43	34	34
Somewhat sure	25	26	24	23
Somewhat unsure	19	16	19	25
Very unsure	9	7	11	14
Not sure.....	9	8	12	4
Sure.....	63	69	58	57
Not sure.....	28	23	30	39

b. The deadline for requesting a ballot

Very sure	29	33	19	25
Somewhat sure	25	27	21	22
Somewhat unsure	21	21	24	22
Very unsure	14	10	21	21
Not sure.....	11	9	15	9
Sure.....	54	60	40	48
Not sure.....	35	31	45	44

	TOTAL	DEM	IND /DK	REP
Weighted N=	1133	664	103	298
Unweighted N=	1133	704	93	274

c. The deadline for mailing a ballot

Very sure	34	39	33	30
Somewhat sure	24	26	14	24
Somewhat unsure	17	15	21	22
Very unsure	14	11	19	20
Not sure.....	11	10	13	4
 Sure.....	 58	 64	 47	 55
Not sure.....	31	26	39	42

d. How much, if any, postage is needed

Very sure	34	38	26	30
Somewhat sure	24	24	22	26
Somewhat unsure	19	19	16	20
Very unsure	10	7	14	16
Not sure.....	14	12	22	8
 Sure.....	 58	 62	 48	 56
Not sure.....	29	25	30	36

e. Where to return my ballot

Very sure	37	42	28	30
Somewhat sure	23	24	18	25
Somewhat unsure	19	17	24	23
Very unsure	11	7	16	15
Not sure.....	10	9	14	7
 Sure.....	 60	 66	 46	 55
Not sure.....	30	24	40	38

f. What kind of signatures, if any, my ballot needs

Very sure	38	41	24	35
Somewhat sure	24	24	32	24
Somewhat unsure	16	16	15	18
Very unsure	10	9	9	13
Not sure.....	13	10	20	10
 Sure.....	 62	 66	 55	 59
Not sure.....	26	24	24	31

	TOTAL	DEM	IND /DK	REP
Weighted N=	1133	664	103	298
Unweighted N=	1133	704	93	274

g. How to check that my ballot has been received

Very sure	26	27	18	27
Somewhat sure	18	19	12	17
Somewhat unsure	23	25	25	20
Very unsure	21	19	23	26
Not sure.....	12	10	22	10
 Sure.....	 43	 46	 30	 44
Not sure.....	44	43	48	47

h. How to check that my ballot has been counted

Very sure	23	23	14	28
Somewhat sure	18	20	22	17
Somewhat unsure	25	28	15	23
Very unsure	22	20	31	26
Not sure.....	11	9	17	6
 Sure.....	 42	 43	 37	 45
Not sure.....	48	48	46	49

i. How to check that I am currently registered to vote at my address

Very sure	52	58	41	47
Somewhat sure	22	19	26	27
Somewhat unsure	11	10	16	12
Very unsure	5	4	5	8
Not sure.....	10	9	11	6
 Sure.....	 74	 77	 68	 74
Not sure.....	16	14	21	19

j. How far in advance I need to mail in my ballot

Very sure	30	35	17	27
Somewhat sure	23	23	29	21
Somewhat unsure	22	23	13	20
Very unsure	14	9	20	22
Not sure.....	12	9	20	9
 Sure.....	 53	 58	 47	 49
Not sure.....	35	33	33	43

	TOTAL	DEM	IND /DK	REP
Weighted N=	1133	664	103	298
Unweighted N=	1133	704	93	274

Q47. Here is a list of some statements people have made about vote-by-mail. For each, please indicate whether you strongly agree, somewhat agree, somewhat disagree, or strongly disagree with that statement.

[RANDOMIZE LIST]

Sorted by “Strongly agree”

47a. During this pandemic, it is important that voters have different options for ways they can vote so that they can feel safe and protect the health of themselves and their families	59	72	48	36
A47b. Increasing access to mail-in ballots can help increase voter turnout by providing an accessible alternative for those unable to get to the polls because of health concerns, disabilities, or lack of transportation.....	54	68	43	30
A47f. With public transportation being limited in many areas due to the pandemic, it is important that voting by mail be more widespread so people without access to transportation can still have their voices heard.....	52	65	40	30
B47e. Voting by mail is necessary to during this pandemic to make elections accessible for frontline and essential workers who have to quarantine themselves when they’re not at work	48	61	41	25
B47g. The same people who are pushing for vote-by-mail are the same people who have been protesting without social distancing since June. If they can protest every week without worrying about the pandemic, they can vote in-person.....	25	15	25	50
B47c. Voting by mail will increase rates of voter fraud and tampering of ballots and will make the election process less reliable	24	14	27	47
A47d. Voting by mail will make it easier for illegal immigrants and other non-eligible people to cast a ballot, making the election process unfair	24	19	9	41

a. During this pandemic, it is important that voters have different options for ways they can vote so that they can feel safe and protect the health of themselves and their families

Strongly agree	59	72	48	36
Somewhat agree	22	19	25	27
Somewhat disagree	7	3	9	17
Strongly disagree	5	2	6	12
Not sure	7	4	12	8
Agree	80	91	73	64
Disagree	13	5	15	29

	TOTAL	DEM	IND /DK	REP
Weighted N=	1133	664	103	298
Unweighted N=	1133	704	93	274

b. **SSA:** Increasing access to mail-in ballots can help increase voter turnout by providing an accessible alternative for those unable to get to the polls because of health concerns, disabilities, or lack of transportation

Strongly agree	54	68	43	30
Somewhat agree	22	18	28	29
Somewhat disagree	9	6	5	16
Strongly disagree	7	3	5	14
Not sure	9	5	18	10
Agree	76	86	72	60
Disagree	15	9	10	30

c. **SSB:** Voting by mail will increase rates of voter fraud and tampering of ballots and will make the election process less reliable

Strongly agree	24	14	27	47
Somewhat agree	22	20	19	30
Somewhat disagree	16	19	14	11
Strongly disagree	26	36	23	5
Not sure	11	10	17	7
Agree	47	35	47	77
Disagree	42	55	37	16

d. **SSA:** Voting by mail will make it easier for illegal immigrants and other non-eligible people to cast a ballot, making the election process unfair

Strongly agree	24	19	9	41
Somewhat agree	20	18	29	25
Somewhat disagree	18	22	9	11
Strongly disagree	26	34	18	11
Not sure	12	7	34	12
Agree	44	37	39	65
Disagree	44	56	27	23

	TOTAL	DEM	IND /DK	REP
Weighted N=	1133	664	103	298
Unweighted N=	1133	704	93	274

e. **SSB:** Voting by mail is necessary to during this pandemic to make elections accessible for frontline and essential workers who have to quarantine themselves when they're not at work

Strongly agree	48	61	41	25
Somewhat agree	25	25	12	28
Somewhat disagree	11	6	16	21
Strongly disagree	8	2	15	19
Not sure	8	5	16	7
Agree	73	86	53	53
Disagree	19	9	31	40

f. **SSA:** With public transportation being limited in many areas due to the pandemic, it is important that voting by mail be more widespread so people without access to transportation can still have their voices heard

Strongly agree	52	65	40	30
Somewhat agree	26	23	32	33
Somewhat disagree	10	7	10	15
Strongly disagree	5	2	7	12
Not sure	7	4	11	10
Agree	78	88	72	63
Disagree	15	8	17	27

g. **SSB:** The same people who are pushing for vote-by-mail are the same people who have been protesting without social distancing since June. If they can protest every week without worrying about the pandemic, they can vote in-person.

Strongly agree	25	15	25	50
Somewhat agree	20	18	26	26
Somewhat disagree	15	18	13	11
Strongly disagree	25	35	10	5
Not sure	15	14	26	8
Agree	45	33	51	76
Disagree	40	53	23	16

	TOTAL	DEM	IND /DK	REP
Weighted N=	1133	664	103	298
Unweighted N=	1133	704	93	274

Q48. Here is a list of reasons that some people have given for voting in-person in the November election. Regardless of how you plan to vote in November, please indicate whether each is a very convincing, somewhat convincing, not too convincing, or not at all convincing reason to you personally to vote in-person?

[RANDOMIZE LIST]

Sorted by “Very convincing”

48a.To see my ballot being counted	46	46	34	53
48c.To avoid the risk of making a mistake on my mail-in ballot	35	34	26	41
48b.To have the community experience	23	22	15	28
a. To see my ballot being counted				
Very convincing	46	46	34	53
Somewhat convincing	27	27	36	24
Not too convincing.....	12	13	13	9
Not at all convincing	8	9	4	8
Not sure.....	7	4	12	7
Convincing.....	73	74	71	76
Not convincing.....	20	22	17	17
b. To have the community experience				
Very convincing	23	22	15	28
Somewhat convincing	27	26	29	31
Not too convincing.....	23	24	28	21
Not at all convincing	20	22	15	14
Not sure.....	8	5	13	6
Convincing.....	50	48	44	60
Not convincing.....	43	46	43	35
c. To avoid the risk of making a mistake on my mail-in ballot				
Very convincing	35	34	26	41
Somewhat convincing	27	29	31	24
Not too convincing.....	20	20	17	21
Not at all convincing	12	13	11	9
Not sure.....	7	4	14	6
Convincing.....	61	63	57	65
Not convincing.....	32	33	28	30

	TOTAL	DEM	IND /DK	REP
Weighted N=	1133	664	103	298
Unweighted N=	1133	704	93	274

Q49. Here is a list of some statements people have made about vote-by-mail. For each, please indicate whether that is a very convincing, somewhat convincing, not too convincing, or not at all convincing reason to vote by mail.

[RANDOMIZE LIST]

Sorted by “Very convincing”

49b. Five states already conduct their elections entirely by mail and have not reported any major incidences of fraud.....	41	55	27	20
49c. States that have recently expanded access to voting by mail have seen record turnout in their elections	41	53	26	22
49a. Voter fraud is extremely rare with mail-in ballots, with less than 0.0001% of cases of voter fraud being reported with mail-in ballots over the past two decades	39	50	26	20
49d. Studies have shown that vote-by-mail does not favor one party over the other	36	47	29	18

a. Voter fraud is extremely rare with mail-in ballots, with less than 0.0001% of cases of voter fraud being reported with mail-in ballots over the past two decades. Some even say it is safer than in-person voting because paper ballots cannot be hacked.

Very convincing	39	50	26	20
Somewhat convincing	26	27	34	24
Not too convincing.....	14	10	12	21
Not at all convincing	12	6	11	27
Not sure.....	9	7	18	8
Convincing.....	65	78	59	45
Not convincing.....	26	16	23	47

b. Five states already conduct their elections entirely by mail and have not reported any major incidences of fraud, tampering, or votes being miscounted.

Very convincing	41	55	27	20
Somewhat convincing	26	24	25	33
Not too convincing.....	14	10	20	19
Not at all convincing	9	4	11	17
Not sure.....	10	7	17	10
Convincing.....	68	79	51	53
Not convincing.....	23	14	31	36

	TOTAL	DEM	IND /DK	REP
Weighted N=	1133	664	103	298
Unweighted N=	1133	704	93	274

c. States that have recently expanded access to voting by mail have seen record turnout in their elections, drastically increasing the number of registered voters who are able to cast a ballot.

Very convincing.....	41	53	26	22
Somewhat convincing.....	29	28	30	32
Not too convincing.....	12	9	12	17
Not at all convincing.....	8	3	12	19
Not sure.....	11	7	21	10
Convincing.....	69	81	56	54
Not convincing.....	20	12	24	36

d. Studies have shown that vote-by-mail does not favor one party over the other. Parties are virtually equal in the percentages of who votes, and both red and blue states have implemented vote-by-mail systems

Very convincing.....	36	47	29	18
Somewhat convincing.....	29	29	23	31
Not too convincing.....	15	11	16	22
Not at all convincing.....	10	5	9	20
Not sure.....	10	6	23	8
Convincing.....	66	77	52	49
Not convincing.....	25	17	25	43

Q50. SSA: Which of the following comes closer to your opinion, even if neither is exactly right? **[RANDOMIZE]**

Voting by mail is a necessary option in the November election to keep voters safe and healthy and make sure the pandemic does not prevent us from making our voices heard.....	64	76	58	42
Voting by mail will make the election less fair, with ballots lost and uncounted, especially among minority communities.....	25	19	25	42
Not sure.....	11	6	17	16

Q51. SSB: In your opinion, what is the greater risk when it comes to the upcoming election? **[RANDOMIZE]**

That in-person voting will worsen and extend the pandemic by creating long lines that make social distancing impossible.....	53	64	48	32
The voting by mail will increase voter fraud and the likelihood that ballots won't be counted.....	35	25	36	59
Not sure.....	13	11	17	10

	TOTAL	DEM	IND /DK	REP
Weighted N=	1133	664	103	298
Unweighted N=	1133	704	93	274

The remaining questions are for statistical purposes only.

Q52. Generally speaking, do you think of yourself as a Democrat, a Republican, an independent or something else?

Q53. {IF Q52 = DEMOCRAT:} Do you consider yourself a strong or a not-so-strong Democrat?

Q54. {IF Q52 = REPUBLICAN:} Do you consider yourself a strong or a not-so-strong Republican?

Q55. {IF Q52 = INDEPENDENT:} Would you say you lean more towards the Republicans or more towards the Democrats?

Strong Democrat	38	65	0	0
Not-so-strong Democrat	12	21	0	0
Independent - lean Democrat	8	14	0	0
Democrat	59	100	0	0
Independent	9	0	100	0
Republican	26	0	0	100
Independent - lean Republican	5	0	0	18
Not-so-strong Republican	8	0	0	30
Strong Republican.....	14	0	0	53
Something else	3	0	0	0
Other	0	0	0	0
Prefer not to answer.....	3	0	0	0

Q56. In the 2016 election for President, which candidate did you vote for **[ROTATE]**

- _Democrat Hillary Clinton
- _Republican Donald Trump

Clinton	46	70	26	5
Trump	24	4	18	75
Other candidate.....	8	6	19	6
I did not vote in that race.....	16	16	26	11
Not sure.....	2	2	10	1
Prefer not to say.....	3	1	1	2

Q57. Have you moved and changed your address since January 2017?

Yes	35	35	35	35
No	63	64	58	64
Not sure.....	2	1	7	1

Q58. Do you have any children under the age of 18 living at home with you?

Yes	36	31	45	41
No	63	68	55	57
Prefer not to answer.....	2	1	0	2

	TOTAL	DEM	IND /DK	REP
Weighted N=	1133	664	103	298
Unweighted N=	1133	704	93	274

Q59. How would you describe the area in which you live?

Large city.....	28	31	24	22
Smaller city.....	17	18	16	19
Suburb near a city.....	35	35	30	35
Small town.....	9	7	9	10
Rural area.....	11	9	21	14